



EBARA FLUID MACHINERY KOREA CO.,LTD (EFMK)

3FL., Hyunseok Tower. 50, Seolleung-ro 93-gil,
Gangnam-gu, Seoul 06151 Korea
TEL. +82-2-2135-6111
FAX. +82-70-8230-2030

EBARA Corporation

11-1, Haneda Asahi-cho, Ohta-ku,
Tokyo 144-8510
Japan
Tel +81 3 6275 7598
Fax +81 3 5736 3193
www.ebara.com



REV. 0 09/18

EBARA Pumps Europe S.p.A. si riserva il diritto di apportare modifiche senza preavviso: tutte le specifiche potrebbero essere oggetto di modifiche



Japanese Technology since 1912

EVMS - 입형 다단 펌프

Data Book 60Hz



EVMS
1-3-5-10-15-20-32-45-64-90



1. EVMS(.) 1-3-5-10-15-20-32-45-64-90

1.1	제품 사양	3
1.2	미케니컬 실	5
1.3	식별 코드	7
1.4	PERFORMANCE RANGE	9
1.5	선정표	10

2. PERFORMANCE CURVE

2.1	EVMS(L)1	13
2.2	EVMS(L)3	18
2.3	EVMS(L)5	20
2.4	EVMS(L)10	22
2.5	EVMS(L)15	24
2.6	EVMS(L)20	26
2.7	EVMS(L)32	28
2.8	EVMS(L)45	34
2.9	EVMS(L)64	36
2.10	EVMS(L)90	38

제품 사양
EVMS(.)1-3-5-10-15-20

		PUMP																		
Version		EVMSG						EVMS						EVMSL						
		1	3	5	10	15	20	1	3	5	10	15	20	1	3	5	10	15	20	
운전 범위	유량 (m³/h)																			
	최대 운전 압력	1.6 / 2.5 MPa (16 / 25 bar)																		
	유체 온도 범위	-30° to 140°C																		
주요 부품 재질	임펠러	EN 1.4301 (AISI 304)												EN 1.4404 (AISI 316L)						
	중간 케이싱	EN 1.4301 (AISI 304)												EN 1.4404 (AISI 316L)						
	라이너 링	EN 1.4301 (AISI 304) + PPS												EN 1.4404 (AISI 316L) + PPS						
	바닥 케이싱	Cast Iron						EN 1.4301 (AISI 304)						EN 1.4404 (AISI 316L)						
	케이싱 커버	EN 1.4301 (AISI 304)																		
	샤프트	EN 1.4301 (AISI 304)	EVMSG / EVMS 1-3-10 . EVMSG / EVMS 5-15-20 (depend on models)																	
		EN 1.4404 (AISI 316L)	EVMSL 1-3-10 . EVMSL 5-15-20 (depend on models)																	
		EN 1.4462 (AISI 329A)	EVMSG / EVMS / EVMSL 5-15-20 (depend on models)																	
	샤프트 슬리브 베어링	Tungsten carbide																		
	미케니컬 실	see the shaft seal options																		
	오링	EPDM	●	●	●	●	●	●	●	●	●	●	●	●	●	●	●	●	●	●
		FPM	●	●	●	●	●	●	●	●	●	●	●	●	●	●	●	●	●	●
	외부 케이싱	EN 1.4301 (AISI 304)												EN 1.4404 (AISI 316L)						
	모터 블라켓	Cast Iron																		
스터드 볼트	EN 1.4057 (AISI 431)																			
커플링	up to 4.0 kW	Die cast aluminium																		
	from 5.5 kW	Cast Iron																		
플랜지	베이스	Cast Iron									Die cast aluminium									
	Oval flange up to 16 bar	●	●	●	●	●	●	●	●	●	●	●	●	●	●	●	●	●	●	
	Round flange up to 16 bar	●	●	●	●	●	●	●	●	●	●	●	●	●	●	●	●	●	●	
	(DIN) from 16 bar to 25 bar	●	●	●	●	●	●	●	●	●	●	●	●	●	●	●	●	●	●	
	Loose round flange (DIN) up to 16 bar										●	●	●	●	●	●	●	●	●	
	from 16 bar to 25 bar										●	●	●	●	●	●	●	●	●	
	Victaulic up to 16/25 bar										●	●	●	●	●	●	●	●	●	
Clamp up to 16/25 bar										●	●	●	●	●	●	●	●	●		

Legend: ● Available

		MOTOR	
전원	주파수	60Hz	
	상	Three Phase	
	출력	0.37 ÷ 18.5 kW 0.5 ÷ 25 HP	
전압	220/380V +10% / -5% : up to 4.0 kW		
	380/660 +10% / -5% : above 5.5 kW		
	460V ± 10% : from 0.37 kW up to 18.5 kW		
Type	Type	IC411 - TEFC	
	효율 레벨	- : from 0.37 up to 0.55 kW IE3 : for 0.75 kW and from 4.0 kW up to 11 kW IE3* : from 1.1 kW up to 3.0 kW and above 15 kW	
	극수	2	
	보호 등급	IP55 : up to 11 kW IP56 : above 15 kW	
	절연 등급	F (temperature rise class B)	
기타	온도 보호 장치	PTC sensor pre-installed for motors of 1.5 kW and above	
	케이싱 재질	Aluminium	
	플랜지 마운트 규격	IM B14 : up to 4.0 kW IM B5 : above 5.5 kW	
	단자박스 연결	Unlosable screw and sealing from 0.75 kW to 18.5 kW	

* : only for 460V

제품 사양
EVMS(.)32-45-64-90

PUMP														
Version		EVMSG				EVMS				EVMSL				
운전 범위	유량 (m³/h)	32	45	64	90	32	45	64	90	32	45	64	90	
	최대 운전 압력	1.6 / 2.5 / 3.0 / 3.5 MPa (16 / 25 / 30 / 35 bar)												
	유체 온도 범위	-30° to 140°C												
주요 부품 재질	임펠러	EN 1.4301 (AISI 304)								EN 1.4404 (AISI 316L)				
	중간 케이싱	EN 1.4301 (AISI 304)								EN 1.4404 (AISI 316L)				
	라이너 링	EN 1.4301 (AISI 304) + PPS								EN 1.4404 (AISI 316L) + PPS				
	바닥 케이싱	Cast Iron EN GJL-250 EN 1561 (for EVMSG32 and EVMSG45-90 up to 16 bar)				EN 1.4308 (ASTM CF8)				EN 1.4408 (ASTM CF8M)				
	케이싱 커버	EN 1.4301 (AISI 304)								EN 1.4404 (AISI 316L)				
	샤프트	EN 1.4301 (AISI 304)	EVMSG / EVMS 32-45-64-90 (depend on models)											
		EN 1.4404 (AISI 316L)	EVMSL 32-45-64 (depend on models)											
		EN 1.4462 (AISI 329A)	EVMSL 45-64-90 (depend on models)											
	샤프트 슬리브 베어링	Tungsten carbide												
	미케니컬 실	see the shaft seal options												
	오링	EPDM	●	●	●	●	●	●	●	●	●	●	●	●
		FPM	●	●	●	●	●	●	●	●	●	●	●	●
	외부 케이싱	EN 1.4301 (AISI 304)								EN 1.4404 (AISI 316L)				
	모터 블라켓	Cast Iron EN GJS 400-15 EN 1563												
스터드 볼트	EN 1.4057 (AISI 431)													
커플링	up to 4.0 kW	Die cast Aluminium EN AB-AISI11 Cu2 (Fe)												
	from 5.5 kW to 30 kW	Cast Iron EN GJL250 EN 1561												
	above 37 kW	Carbon Steel												
베이스	Cast Iron EN GJL200 EN 1561													
플랜지	Round flange (DIN)	●	●	●	●	●	●	●	●	●	●	●	●	
	Loose round flange (DIN)					●	●	●	●	●	●	●	●	

Legend: ● Available

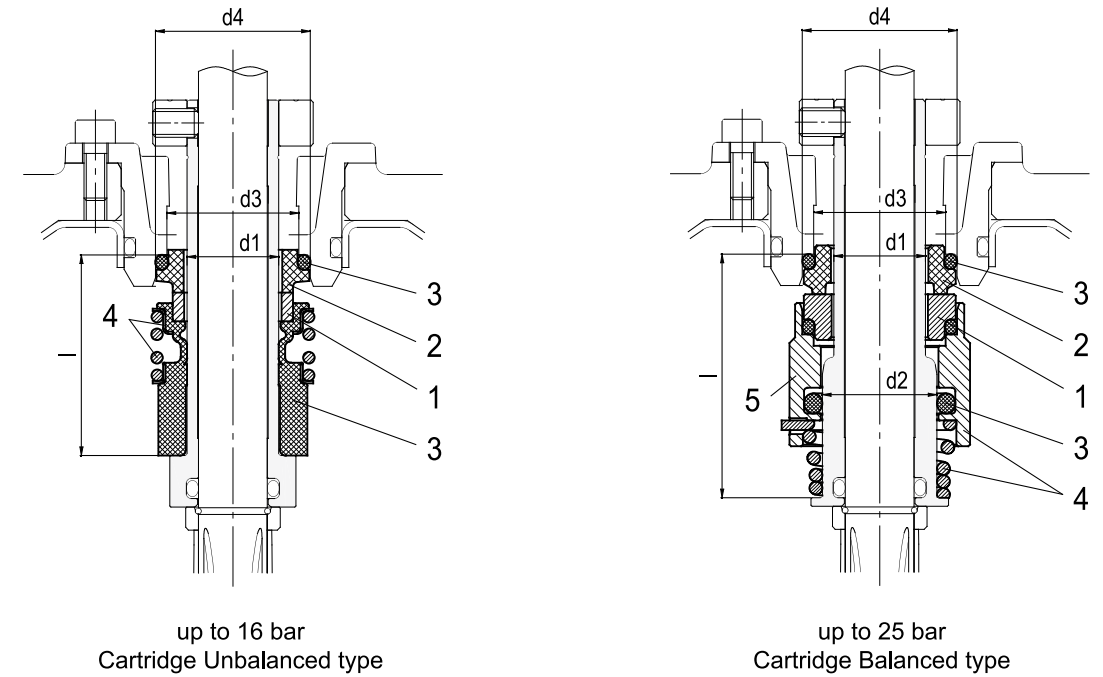
MOTOR

전원	주파수	60Hz											
	상	Three Phase											
	출력	3.0 ÷ 45 kW 4.0 ÷ 60 HP											
	전압	220/380V +10% / -5% : up to 4.0 kW 380/660 +10% / -5% : above 5.5 kW 460V ± 10% : from 3.0 kW up to 45 kW											
Type	Type	IC411 - TEFC											
	효율 레벨	IE3 : from 4.0 kW up to 11 kW IE3* : for 3.0 kW and above 15 kW											
	극수	2											
	보호 등급	IP55 : up to 11 kW IP56 : above 15 kW											
	절연 등급	F (temperature rise class B)											
기타	온도 보호 장치	PTC											
	케이싱 재질	Aluminium : up to 30 kW Cast Iron : above 37 kW											
	플랜지 마운트 규격	IM B14 : up to 4.0 kW IM B5 : above 5.5 kW											
	단자박스 연결	Unlosable screw and sealing from 3.0 kW to 45 kW											

* : only for 460V

미케니컬 실
EVMS(.)1-3-5-10-15-20

1. Shaft Seal



2. Type of Shaft Seal and Dimensions [mm]

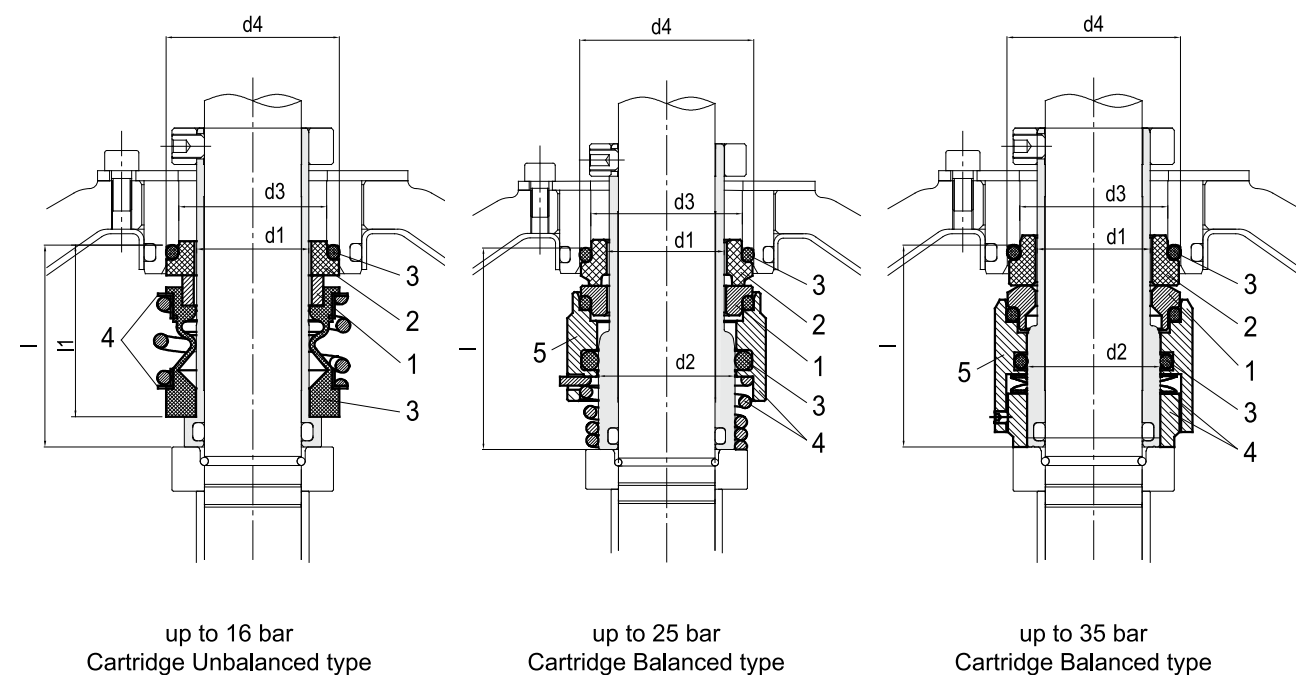
Type key	Availability	Max operating pressure	Max operating temperature	Shaft seal type		Shaft seal material									
				Cartridge	Type	Code	1 Rotating part	Code	2 Stationary part	Code	3 Elastomers	Code	4 Compression spring	Code	5 Collar
Q1BEG	●	16 bar	- 30°C to + 120°C	Unbalanced	(-)	SiC	(Q1)	Carbon	(B)	EPDM	(E)	AISI 316	(G)		
BQ1VG	●	16 bar	- 30°C to + 80°C	Unbalanced	(-)	Carbon	(B)	SiC	(Q1)	FPM	(V)	AISI 316	(G)		
HQ1BEG	●	25 bar	- 30°C to + 140°C	Balanced	(H)	SiC	(Q1)	Carbon	(B)	EPDM	(E)	AISI 316	(G)		
HQ1BVG	●	25 bar	- 30°C to + 80°C	Balanced	(H)	SiC	(Q1)	Carbon	(B)	FPM	(V)	AISI 316	(G)		
HQgQ1EG	●	25 bar	- 30°C to + 140°C	Balanced	(H)	SiC with graphite	(Qg)	SiC	(Q1)	EPDM	(E)	AISI 316	(G)		
HQgQ1VG	●	25 bar	- 30°C to + 80°C	Balanced	(H)	SiC with graphite	(Qg)	SiC	(Q1)	FPM	(V)	AISI 316	(G)		

● Available

Pump model	Shaft seal type	Max operating pressure	d1 [mm]	d2 [mm]	d3 [mm]	d4 [mm]	l [mm]
EVMS 1/3/5	Cartridge	Unbalanced	16 bar	16	-	23	35
		Balanced	25 bar	16	20	27	42.5
EVMS 10/15/20	Cartridge	Unbalanced	16 bar	20	-	29	37.5
		Balanced	25 bar	20	24	35	45

기계설비
EVMS(.)32-45-64-90

1. Shaft Seal



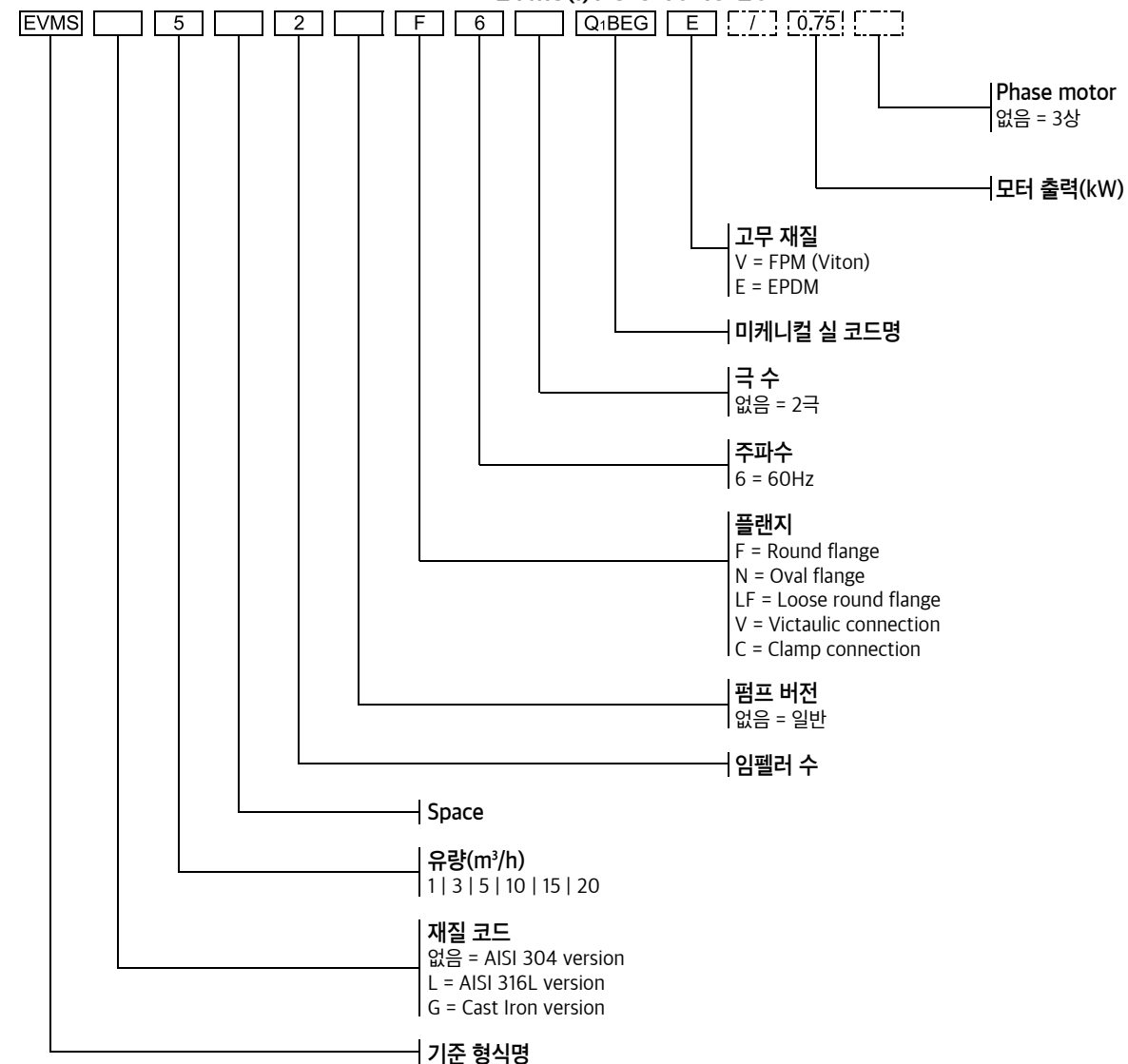
2. Type of Shaft Seal and Dimensions [mm]

Type key	Availability	Max operating pressure	Max operating temperature	Shaft seal type		Shaft seal material								
				Type	Code	1 Rotating part	Code	2 Stationary part	Code	3 Elastomers	Code	4 Compression spring	Collar	Code
BQ1EG	●	16 bar	-30°C to +120°C	Unbalanced	(-)	Carbon	(B)	SiC	Q1	EPDM	(E)	AISI 316	(G)	
BQ1VG	●	16 bar	-30°C to +80°C	Unbalanced	(-)	Carbon	(B)	SiC	Q1	FPM	(V)	AISI 316	(G)	
HQ1BEG	●	25/35 bar	-30°C to +140°C	Balanced	(H)	SiC	(Q1)	Carbon	(B)	EPDM	(E)	AISI 316	(G)	
HQ1BVG	●	25/35 bar	-30°C to +80°C	Balanced	(H)	SiC	(Q1)	Carbon	(B)	FPM	(V)	AISI 316	(G)	
HQgQ1EG	●	25/35 bar	-30°C to +140°C	Balanced	(H)	SiC with graphite	(Qg)	SiC	(Q1)	EPDM	(E)	AISI 316	(G)	
HQgQ1VG	●	25/35 bar	-30°C to +80°C	Balanced	(H)	SiC with graphite	(Qg)	SiC	(Q1)	FPM	(V)	AISI 316	(G)	

● Available

Pump model	Shaft seal type	Max operating pressure	d1 [[mm]]	d2 [[mm]]	d3 [[mm]]	d4 [[mm]]	l [[mm]]	l1 [[mm]]
EVMS 32/45/64/90	Unbalanced	16 bar	28	-	37	43	50	42.5
	Balanced	25 bar		33				-
	Balanced	35 bar		-				-

식별 코드
EVMS(.)1-3-5-10-15-20



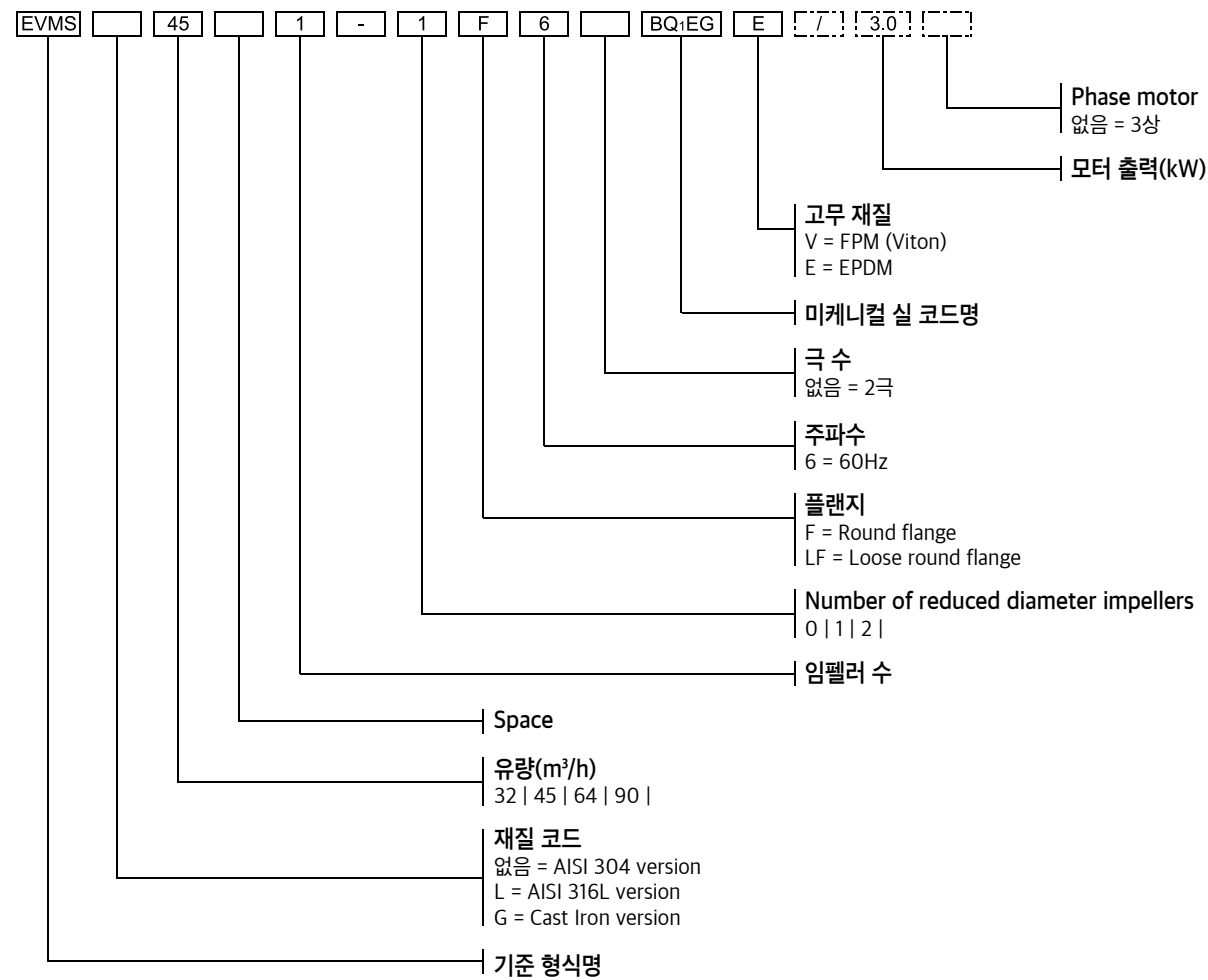
Example for pump without motor:
EVMS5 2F6Q1BEGE

Example for pump with motor:
EVMS5 2F6Q1BEGE/0.75

NAMEPLATE

TYPE	Pump model		
P/N	Pump item number		
Hmax	m	Hmin	m
Q	l/min	H	m
P2	kW	HP	
Hz	Frequency		
MEI >	Hyd. eff.	%	

- "TYPE" Pump model
- "P/N" Pump item number
- "Hmax" Maximum head
- "Hmin" Minimum head
- "Q" Indicates upper and lower flow rate limits
- "H" Indicates head limits corresponding to minimum and maximum flow rate
- "P2" Rated power of the motor (output at shaft)
- "HP" Rated power of the motor expressed in HP (Horse Power)
- "Hz" Frequency
- "min-1" Speed of rotation
- "MEI" Index of the pump's quality in relation to its efficiency
- "Hyd. Eff." Hydraulic efficiency of the pump



Example for pump without motor:
EVMS45 1-1F6BQ1EGE

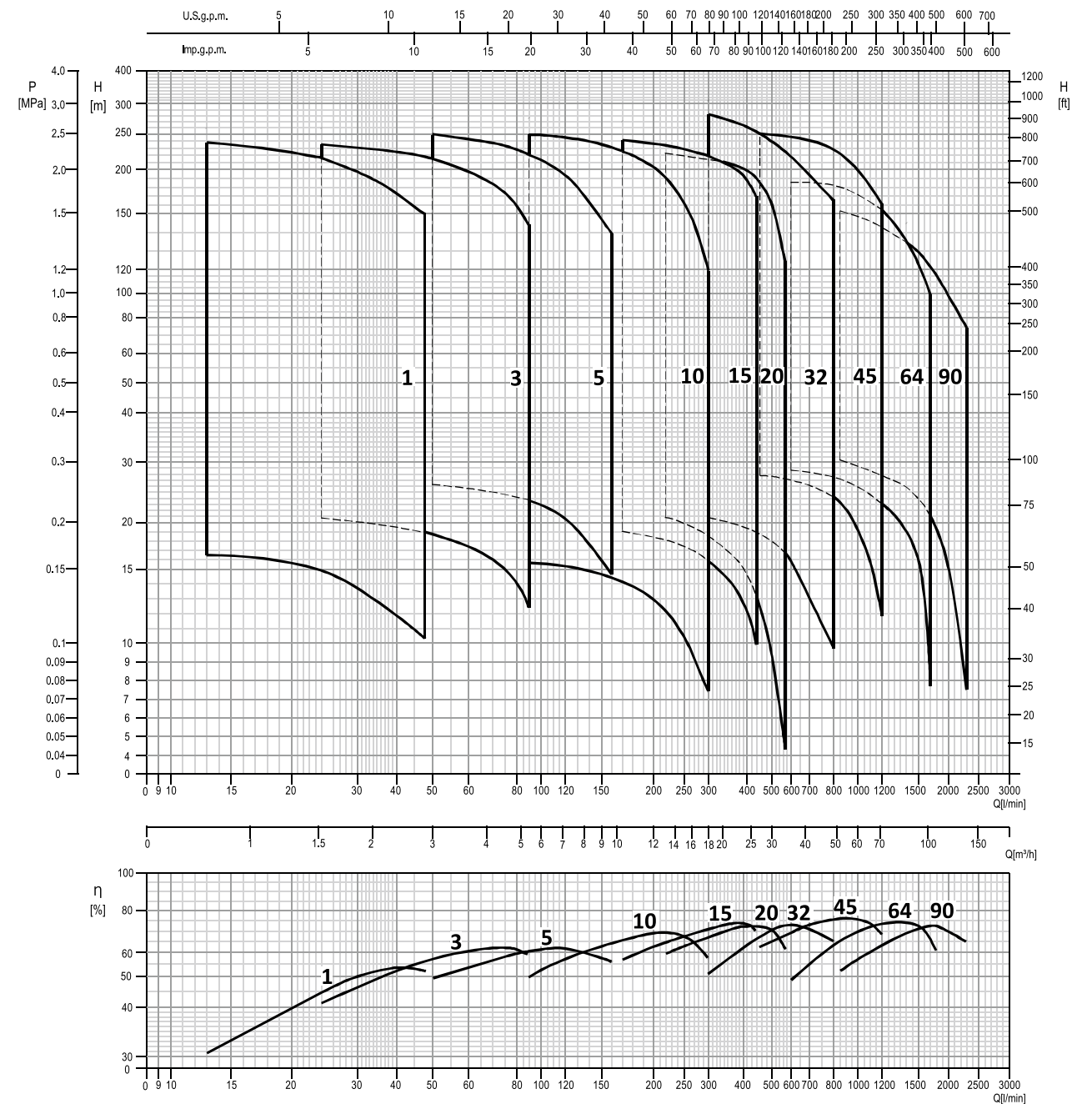
Example for pump with motor:
EVMS45 1-1F6BQ1EGE/3.0

NAMEPLATE

EBARA Pumps Europe S.p.A. Via Cesare Sapiano, 30 36049 - 37010 - 37017 P.le - 0444-700011 N.AT.0112-00001		MADE IN ITALY	
TYPE	P/N		
Hmax	m	Hmin	m
Q	l/min	H	m
P2	kW	HP	
Hz	min ⁻¹		
MEI >	Hyd. eff.	%	

- "TYPE" Pump model
- "P/N" Pump item number
- "Hmax" Maximum head
- "Hmin" Minimum head
- "Q" Indicates upper and lower flow rate limits
- "H" Indicates head limits corresponding to minimum and maximum flow rate
- "P2" Rated power of the motor (output at shaft)
- "HP" Rated power of the motor expressed in HP (Horse Power)
- "Hz" Frequency
- "min⁻¹" Speed of rotation
- "MEI" Index of the pump's quality in relation to its efficiency
- "Hyd. Eff." Hydraulic efficiency of the pump

PERFORMANCE RANGE
EVMS(.)1-3-5-10-15-20-32-45-64-90

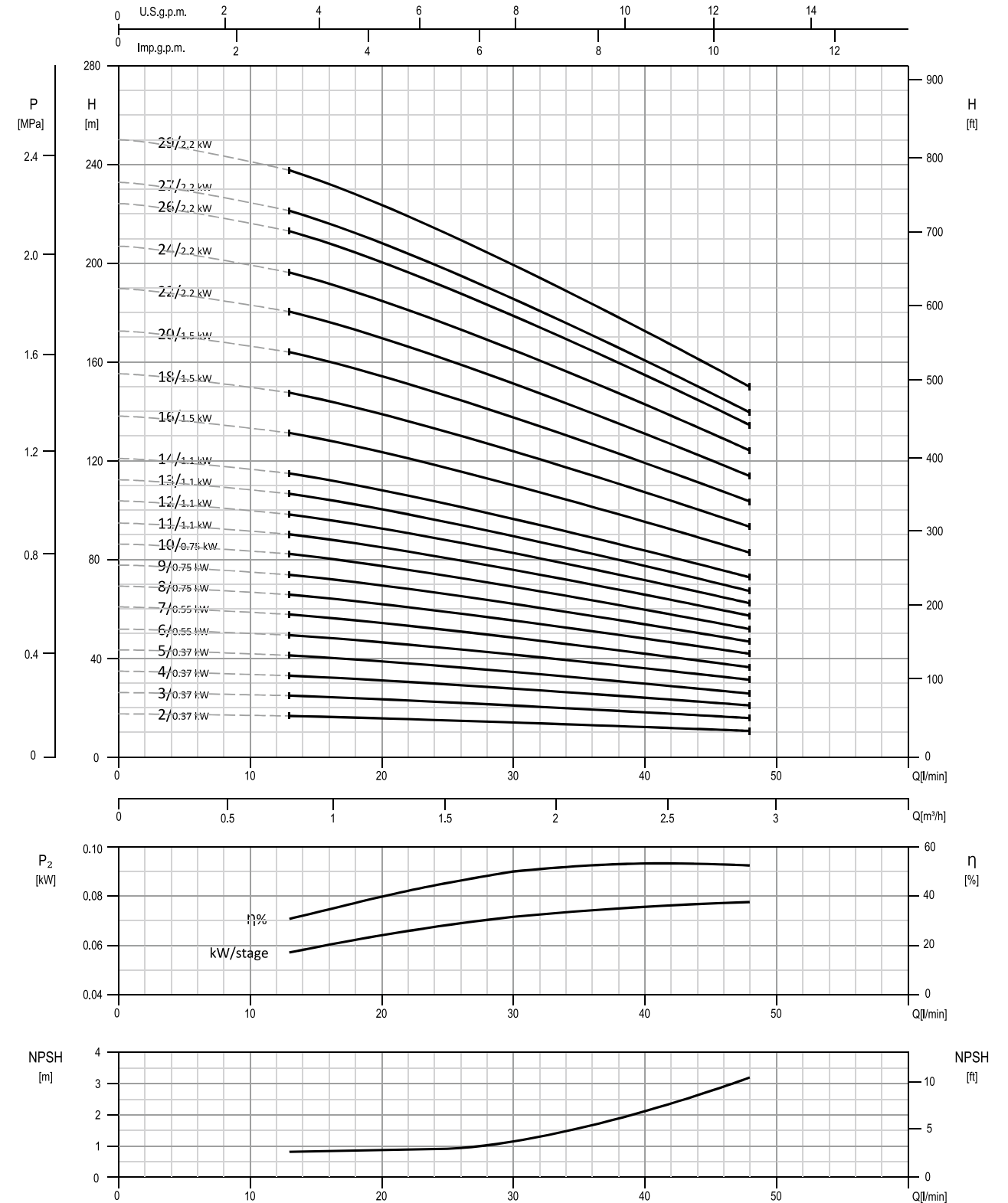


선정표
EVMS(.)32-45-64-90

Pump Type	Motor			Maximum working pressure (MPa)	Q=Capacity											
	kW	HP	Size		l/min	0	300	450	600	700	800	950	1100	1200		
Three phase					H=Total manometric head in meters											
EVMS(.)32 1-1/3.0	3.0	4	100	1.6	25	20.7	18.9	16	13	9.7	-	-	-	-		
EVMS(.)32 1-0/3.0	3.0	4	100	1.6	29.5	26.6	23.4	19.7	17	13.6	-	-	-	-		
EVMS(.)32 2-2/5.5	5.5	7.5	132	1.6	50.5	43.5	39.9	34.3	29	22.5	-	-	-	-		
EVMS(.)32 2-1/5.5	5.5	7.5	132	1.6	58	50.5	44.5	37.5	32.1	25.6	-	-	-	-		
EVMS(.)32 2-0/7.5	7.5	10	132	1.6	63	56.5	49.5	42	36.3	29.6	-	-	-	-		
EVMS(.)32 3-2/11	11	15	160	1.6	83	73	65	56	48	38.5	-	-	-	-		
EVMS(.)32 3-0/11	11	15	160	1.6	92	84	74.5	63	55.5	45.5	-	-	-	-		
EVMS(.)32 4-2/11	11	15	160	1.6	115	101	90	77.5	67	55	-	-	-	-		
EVMS(.)32 4-0/15	15	20	160	1.6	122	112	100	85.5	74.5	61.5	-	-	-	-		
EVMS(.)32 5-2/15	15	20	160	1.6	146	129	114	98	85	69	-	-	-	-		
EVMS(.)32 5-0/15	15	20	160	1.6	153	139	124	107	94.5	79	-	-	-	-		
EVMS(.)32 6-2/18.5	18.5	25	160	2.5	174	156	140	122	105	88	-	-	-	-		
EVMS(.)32 6-0/18.5	18.5	25	160	2.5	185	169	148	127	111	93	-	-	-	-		
EVMS(.)32 7-2/22	22	30	180	2.5	212	191	170	146	128	106	-	-	-	-		
EVMS(.)32 7-0/22	22	30	180	2.5	222	204	179	154	136	114	-	-	-	-		
EVMS(.)32 8-2/22	22	30	180	2.5	240	220	197	171	151	127	-	-	-	-		
EVMS(.)32 8-0/30	30	40	200	3.0	249	224	200	174	153	132	-	-	-	-		
EVMS(.)32 9-2/30	30	40	200	3.0	276	252	221	191	167	140	-	-	-	-		
EVMS(.)32 9-0/30	30	40	200	3.0	281	252	225	196	172	148	-	-	-	-		
EVMS(.)32 10-0/30	30	40	200	3.0	312	280	251	218	192	165	-	-	-	-		
EVMS(.)45 1-1/5.5	5.5	7.5	132	1.6	36.2	-	27.6	26.9	26	24.1	20.5	15.8	11.8	-		
EVMS(.)45 1-0/7.5	7.5	10	132	1.6	41	-	36.1	33.5	32.4	30.8	27.7	23.9	20.7	-		
EVMS(.)45 2-2/11	11	15	160	1.6	70.5	-	55.5	53.5	52	48	40.5	31.8	24.5	-		
EVMS(.)45 2-1/11	11	15	160	1.6	75	-	63	60.5	59	55	48.5	39.9	34	-		
EVMS(.)45 2-0/15	15	20	160	1.6	79.5	-	71	67.5	65.5	62	56	48.5	43	-		
EVMS(.)45 3-2/15	15	20	160	1.6	108	-	91	87.5	84.5	80	70	57	46	-		
EVMS(.)45 3-1/18.5	18.5	25	160	1.6	111	-	98	94.5	92	86.5	77	65	55.5	-		
EVMS(.)45 3-0/18.5	18.5	25	160	1.6	112	-	105	101	99	95.5	87	75.5	65	-		
EVMS(.)45 4-2/22	22	30	180	1.6	148	-	130	124	122	115	102	86.5	72	-		
EVMS(.)45 4-1/30	30	40	200	1.6	153	-	137	132	128	122	110	95	81.5	-		
EVMS(.)45 4-0/30	30	40	200	1.6	153	-	142	138	135	130	119	103	91	-		
EVMS(.)45 5-2/30	30	40	200	2.5	188	-	165	159	155	148	132	112	95	-		
EVMS(.)45 5-1/30	30	40	200	2.5	193	-	173	167	162	155	140	120	104	-		
EVMS(.)45 5-0/37	37	50	200	2.5	191	-	177	173	169	163	149	129	113	-		
EVMS(.)45 6-2/37	37	50	200	2.5	227	-	202	194	189	181	163	138	117	-		
EVMS(.)45 6-1/37	37	50	200	2.5	230	-	209	201	197	189	171	148	129	-		
EVMS(.)45 6-0/37	37	50	200	2.5	232	-	215	207	203	196	178	155	137	-		
EVMS(.)45 7-2/45	45	60	225	3.5	264	-	234	228	222	213	191	162	139	-		
EVMS(.)45 7-1/45	45	60	225	3.5	268	-	242	235	229	220	199	170	148	-		
EVMS(.)45 7-0/45	45	60	225	3.5	268	-	249	241	236	228	208	182	160	-		

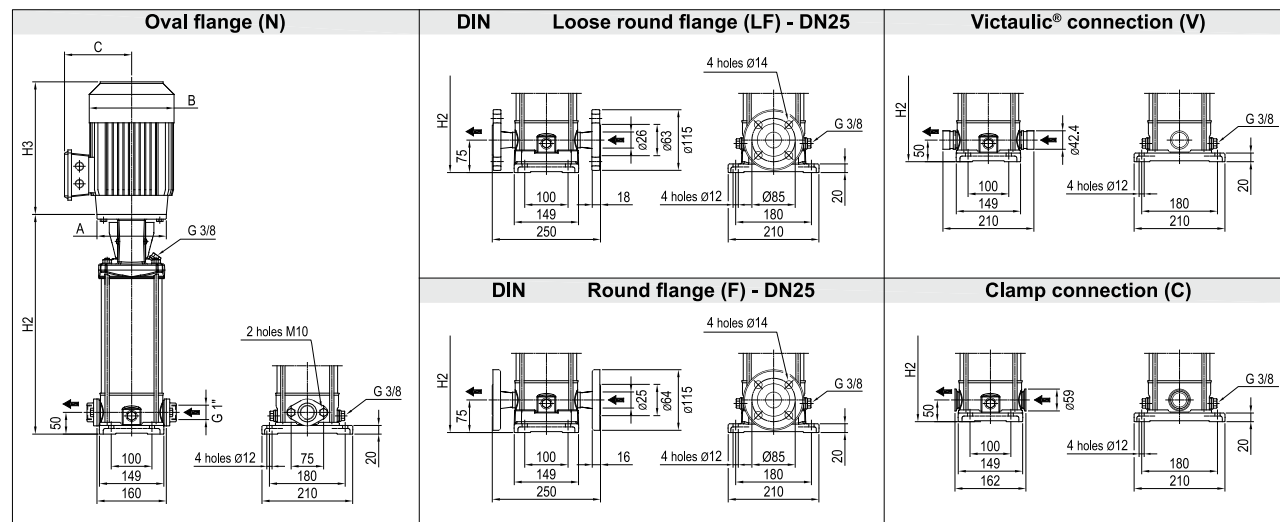
Pump Type	Motor			Maximum working pressure (MPa)	Q=Capacity											
	kW	HP	Size		l/min	0	600	850	1100	1200	1500	1700	1800	2000	2100	2300
Three phase					H=Total manometric head in meters											
EVMS(.)64 1-1/7.5	7.5	10	132	1.6	35.5	30	27.2	24.5	23.1	16.6	7.7	-	-	-	-	
EVMS(.)64 1-0/11	11	15	160	1.6	47.5	41	38.3	35.2	33.8	28.4	23.5	-	-	-	-	
EVMS(.)64 2-2/15	15	20	160	1.6	72	64	58	50.5	47.5	35.3	19.8	-	-	-	-	
EVMS(.)64 2-1/18.5	18.5	25	160	1.6	78	70	65	60	57	46	34.7	-	-	-	-	
EVMS(.)64 2-0/22	22	30	180	1.6	92	85	81	73.5	70	59	50	-	-	-	-	
EVMS(.)64 3-2/22	22	30	180	1.6	119	102	96	87.5	82.5	64	46	-	-	-	-	
EVMS(.)64 3-1/30	30	40	200	1.6	130	115	107	98	91.5	74	57	-	-	-	-	
EVMS(.)64 3-0/30	30	40	200	1.6	139	127	120	111	105	90	75.5	-	-	-	-	
EVMS(.)64 4-2/37	37	50	200	2.5	165	149	138	125	120	100	80	-	-	-	-	
EVMS(.)64 4-1/37	37	50	200	2.5	180	160	149	137	130	107	87	-	-	-	-	
EVMS(.)64 4-0/45	45	60	225	2.5	190	170	161	148	141	120	101	-	-	-	-	
EVMS(.)64 5-2/45	45	60	225	2.5	210	191	179	163	153	125	99.5	-	-	-	-	
EVMS(.)90 1-1/11	11	15	160	1.6	38.4	-	30.7	29.2	28.5	25.7	22.7	21	17.2	15.2	9.9	
EVMS(.)90 1-0/15	15	20	160	1.6	50.5	-	41	37.5	35.9	32.2	30	28.5	25.3	23.7	14.5	
EVMS(.)90 2-2/18.5	18.5	25	160	1.6	77	-	61.5	58.5	57	51.5	45.5	42	34.3	30.4	19.9	
EVMS(.)90 2-1/22	22	30	180	1.6	91.5	-	73.5	69	66.5	60	55	51.5	44.5	41	29.3	
EVMS(.)90 2-0/30	30	40	200	1.6	99.5	-	85.5	80.5	78.5	72	67	64.5	59	55.5	48.5	
EVMS(.)90 3-2/37	37	50	200	1.6	123	-	106	101	100	92	84	80	72	66.5	55.5	
EVMS(.)90 3-1/37	37	50	200	1.6	139	-	117	110	108	98.5	91	86.5	77	71.5	62.5	
EVMS(.)90 3-0/37	37	50	200	1.6	149	-	128	121	118	108	100	97	88.5	83.5	73	
EVMS(.)90 4-2/45	45	60	225	2.5	173	-	149	142	139	127	117	112	101	94.5	80	

PERFORMANCE CURVE
EVMS(L)1



Test standard: ISO 9906:2012 - Grade 3B

Dimensional sketch

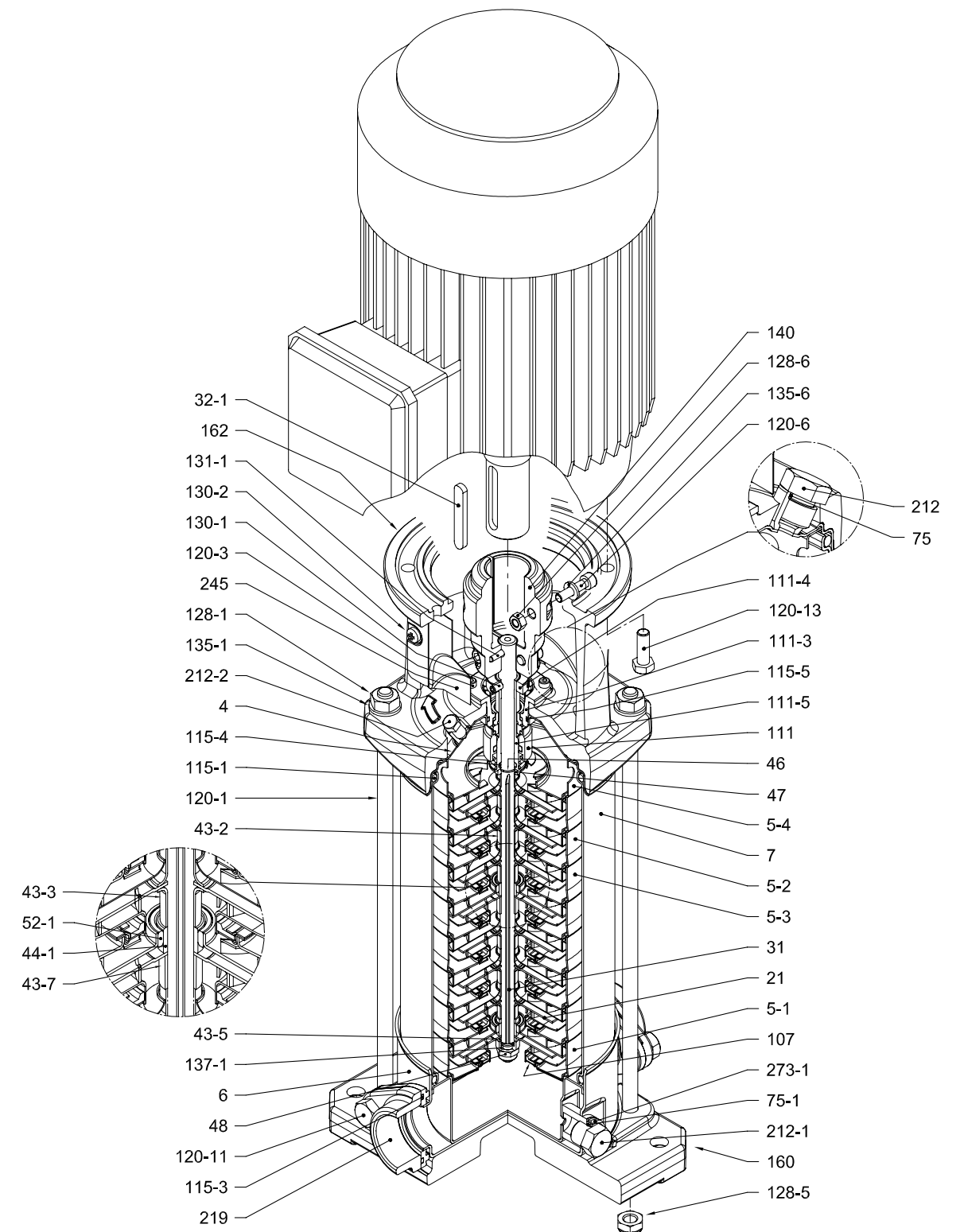


Dimensions [mm] and Weights [Kg]

Pump Type	Pmax [MPa]	kW	Size	Motor			Oval flange (N)				Loose round flange (LF) Round flange (F)				Victaulic® connection (V) Clamp connection (C)			
				A Ø	B	C	H2	H2+H3	Weight Pump	Weight Pump + Motor	H2	H2+H3	Weight Pump	Weight Pump + Motor	H2	H2+H3	Weight Pump	Weight Pump + Motor
EVMS(L)1 2/0.37	1.6	0.37	71	105	141	119	250	452	10	16.5	275	477	10.7	17.2	250	452	10	16.5
EVMS(L)1 3/0.37	1.6	0.37	71	105	141	119	271	473	10.5	17.0	296	498	11.2	17.7	271	473	10.4	16.9
EVMS(L)1 4/0.37	1.6	0.37	71	105	141	119	292	494	10.9	17.4	317	519	11.6	18.1	292	494	10.8	17.3
EVMS(L)1 5/0.37	1.6	0.37	71	105	141	119	313	515	11.4	17.9	338	540	12	18.5	313	515	11.3	17.8
EVMS(L)1 6/0.55	1.6	0.55	71	105	141	119	334	536	11.8	18.8	359	561	12.4	19.4	334	536	11.7	18.7
EVMS(L)1 7/0.55	1.6	0.55	71	105	141	119	355	557	12.5	19.5	380	582	13.1	20.1	355	557	12.4	19.4
EVMS(L)1 8/0.75	1.6	0.75	80	120	141	102	386	619	12.9	21.4	411	644	13.6	22.1	386	619	12.8	21.3
EVMS(L)1 9/0.75	1.6	0.75	80	120	141	102	407	640	13.3	21.8	432	665	14	22.5	407	640	13.3	21.8
EVMS(L)1 10/0.75	1.6	0.75	80	120	141	102	428	661	13.8	22.3	453	686	14.4	22.9	428	661	13.7	22.2
EVMS(L)1 11/1.1	1.6	1.1	80	120	141	102	449	693	14.2	24.2	474	718	14.9	24.9	449	693	14.1	24.1
EVMS(L)1 12/1.1	1.6	1.1	80	120	141	102	470	714	14.6	24.6	495	739	15.3	25.3	470	714	14.6	24.6
EVMS(L)1 13/1.1	1.6	1.1	80	120	141	102	491	735	15.3	25.3	516	760	16	26.0	491	735	15.3	25.3
EVMS(L)1 14/1.1	1.6	1.1	80	120	141	102	512	756	15.7	25.7	537	781	16.4	26.4	512	756	15.7	25.7
EVMS(L)1 16/1.5	1.6	1.5	90	140	160	119	564	855	16.7	30.2	589	880	17.4	30.9	564	855	16.7	30.2
EVMS(L)1 18/1.5	1.6	1.5	90	140	160	119	606	897	17.6	31.1	631	922	18.3	31.8	606	897	17.6	31.1
EVMS(L)1 20/1.5	2.5	1.5	90	140	160	119	-	-	-	673	964	19.2	32.7	648	939	18.5	32.0	
EVMS(L)1 22/2.2	2.5	2.2	90	140	160	119	-	-	-	715	1006	20.6	35.6	690	981	19.9	34.9	
EVMS(L)1 24/2.2	2.5	2.2	90	140	160	119	-	-	-	757	1048	21.6	36.6	732	1023	20.9	35.9	
EVMS(L)1 26/2.2	2.5	2.2	90	140	160	119	-	-	-	799	1090	22.5	37.5	774	1065	21.8	36.8	
EVMS(L)1 27/2.2	2.5	2.2	90	140	160	119	-	-	-	820	1111	23	38.0	795	1086	22.3	37.3	
EVMS(L)1 29/2.2	2.5	2.2	90	140	160	119	-	-	-	862	1153	23.9	38.9	837	1128	23.2	38.2	

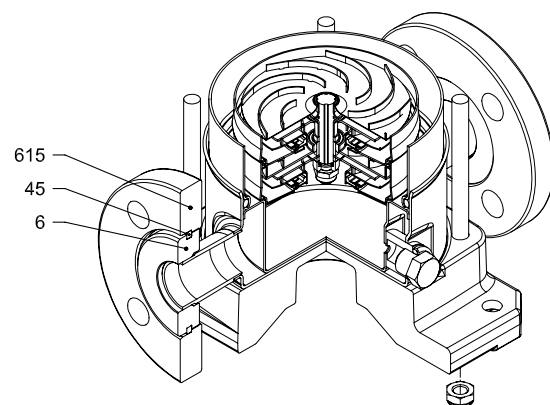
1.6 MPa=16 bar; 2.5 MPa=25 bar
- not available model

SECTIONAL VIEW EVMS(L)1

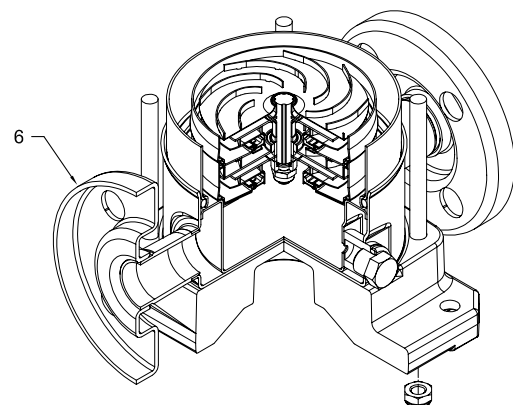


with Oval flange (N)

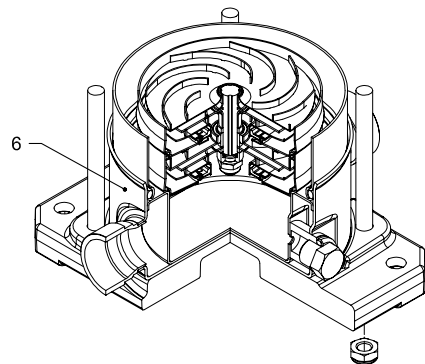
PIPE CONNECTION
EVMS(L)1



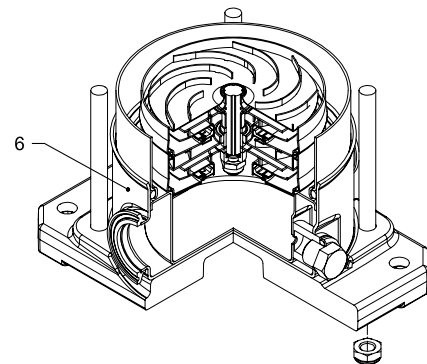
with Loose round flange (LF)



with Round flange (F)



with Victaulic® connection (V)



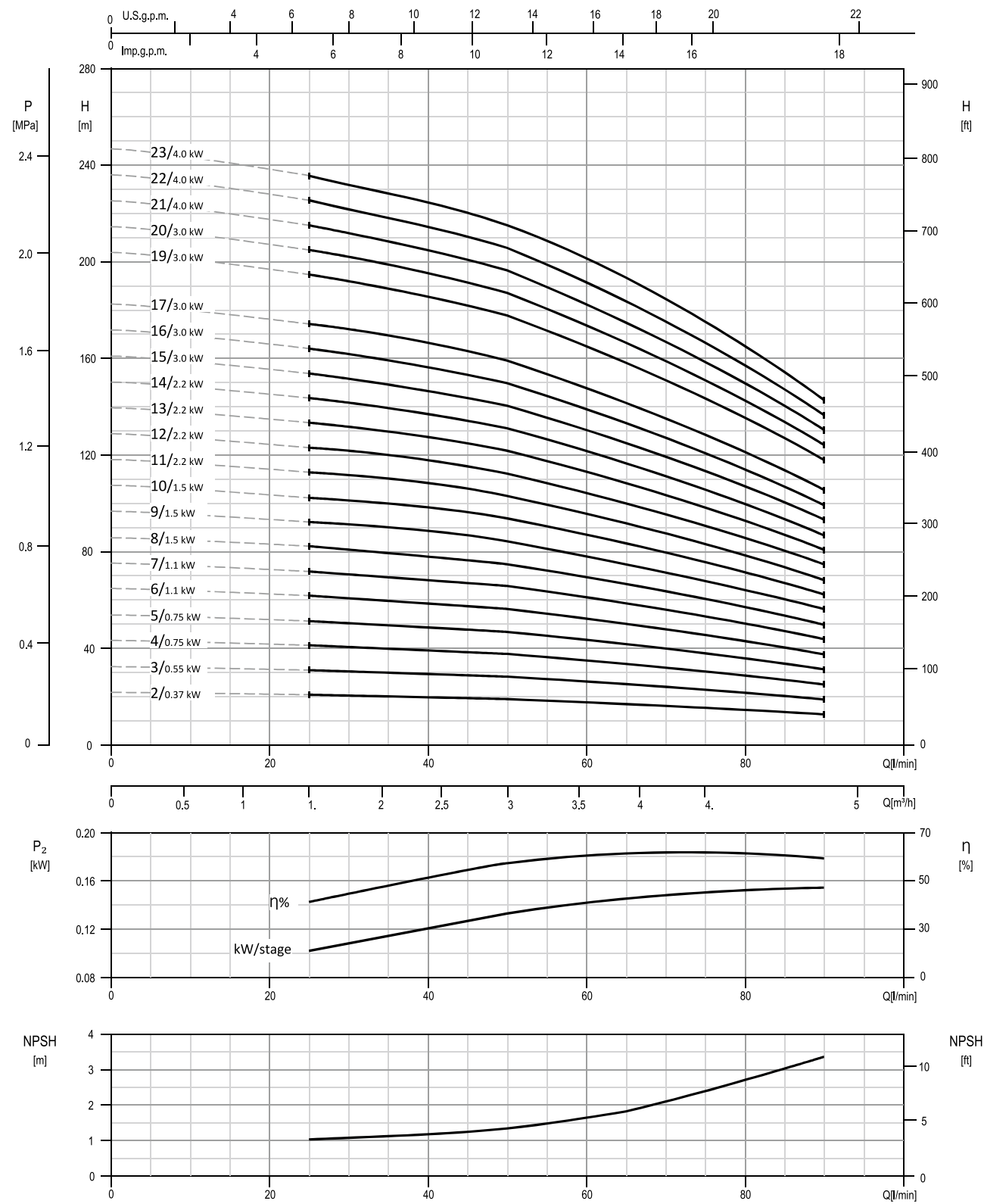
with Clamp connection (C)

SECTIONAL TABLE
EVMS(L)1

N°	PART NAME	MATERIAL		DIMENSIONS	STANDARD
		EVMS	EVMSL		
4	Casing cover	EN 1.4301 (AISI 304)	EN 1.4404 (AISI 316L)		
5-1	Suction casing	EN 1.4301 (AISI 304)	EN 1.4404 (AISI 316L)		
5-2	Intermediate casing	EN 1.4301 (AISI 304)	EN 1.4404 (AISI 316L)		
5-3	Intermediate casing with bearing	EN 1.4301 (AISI 304)	EN 1.4404 (AISI 316L)		
5-4	Discharge casing	EN 1.4301 (AISI 304)	EN 1.4404 (AISI 316L)		
6	Bottom casing	EN 1.4301 (AISI 304)	EN 1.4404 (AISI 316L)		
7	Outer casing	EN 1.4301 (AISI 304)	EN 1.4404 (AISI 316L)		
21	Impeller	EN 1.4301 (AISI 304)	EN 1.4404 (AISI 316L)		
31	Shaft	EN 1.4301 (AISI 304)	EN 1.4404 (AISI 316L)		
32-1	Adjuster key	EN 1.4301 (AISI 304)			
43-2	Shaft sleeve (intermediate)	EN 1.4301 (AISI 304)	EN 1.4404 (AISI 316L)		
43-3	Shaft sleeve (bearing)	EN 1.4301 (AISI 304)	EN 1.4404 (AISI 316L)		
43-5	Shaft sleeve (last stage)	EN 1.4301 (AISI 304)	EN 1.4404 (AISI 316L)		
43-7	Spacer	EN 1.4301 (AISI 304)	EN 1.4404 (AISI 316L)		
44-1	Shaft sleeve bearing	Tungsten carbide			
45	Flange holder	EN 1.4301 (AISI 304)			
46	Ring (mechanical seal)	EN 1.4404 (AISI 316L)			
47	Ring holder	EN 1.4301 (AISI 304)	EN 1.4404 (AISI 316L)		
48	Impeller nut	EN 1.4301 (AISI 304) with inox insert	EN 1.4401 (AISI 316) with inox insert	M8	
52-1	Sleeve bearing	Tungsten carbide			
75	O-Ring (priming plug)	EPDM / FPM		Ø12.37x2.62	OR 3050
75-1	O-Ring (drainage plug)	EPDM / FPM			
107	Liner ring	EN 1.4301 (AISI 304) + PPS	EN 1.4404 (AISI 316L) + PPS		
111	Mechanical seal	see pages 6-7			
111-3	Mechanical seal seat	EN 1.4301 (AISI 304)	EN 1.4401 (AISI 316)		
111-4	Seal holder	EN 1.4301 (AISI 304)			
111-5	Mechanical seal cartridge sleeve	EN 1.4301 (AISI 304)	EN 1.4404 (AISI 316L)		
115-1	O-Ring (outer casing)	EPDM / FPM		Ø129.54x5.34	OR 6945
115-3	O-Ring	EPDM / FPM			
115-4	O-Ring (cartridge sleeve)	EPDM / FPM		Ø11.91x2.62	OR 4093
115-5	O-Ring (seal flange)	EPDM / FPM		Ø32.99x2.62	OR 4175
120-1	Tie-rod	EN 1.4057 (AISI 431)		M10	
120-3	Screw (seal flange)	A2-70		M4x10	ISO 4762
120-6	Screw (pump coupling)	Galvanized steel		M6x25	ISO 4762
120-11	Screw (counterflange)	A2-70			
120-13	Screw for motor	MEC 71-80 MEC 90	Galvanized steel 8.8 strength class ISO 898/1	M6x20 M8x20	ISO 4017 ISO 4017
128-1	Nut (tie rod)	A2-70		M10	ISO 4032
128-5	Nut (tie rod)	A2-70		M10	UNI 7474
128-6	Nut (aluminium coupling)	MEC 71-80-90	Galvanized steel	M6	ISO 4032
130-1	Set screw	EN 1.4301 (AISI 304)		M5x8	ISO 4026
130-2	Screw for coupling guard	A2-70		M5x6	UNI 7687
131-1	Pin for shaft	Carbon Steel		Ø4x32	ISO 2338
135-1	Washer (tie rod)	EN 1.4301 (AISI 304)		Ø10.5x21x2	ISO 7089
135-6	Washer (aluminium coupling)	up to 4.0 kW	Carbon Steel	Ø6	
137-1	Impeller spacer	EN 1.4301 (AISI 304)	EN 1.4404 (AISI 316L)		
140	Coupling	up to 4.0 kW	Die cast Aluminium EN AB-AISI11Cu2 (Fe)		
160	Base	Die cast Aluminium EN AB-AISI11Cu2 (Fe)			
162	Motor bracket	Cast iron EN-GJL-250			
212	Priming plug	EN 1.4301 (AISI 304)	EN 1.4404 (AISI 316L)	G 3/8	
212-1	Drainage plug	EN 1.4301 (AISI 304)	EN 1.4404 (AISI 316L)	G 3/8	
212-2	Venting plug	EN 1.4404 (AISI 316L)			
219	Counter flange	EN 1.4301 (AISI 304)	EN 1.4404 (AISI 316L)		
245	Coupling guard	EN 1.4301 (AISI 304)			
273-1	Washer (drainage plug)	EN 1.4301 (AISI 304)	EN 1.4404 (AISI 316L)		
615	Flange	Nodular Cast Iron			

PERFORMANCE RANGE

PERFORMANCE CURVE
EVMS(L)3

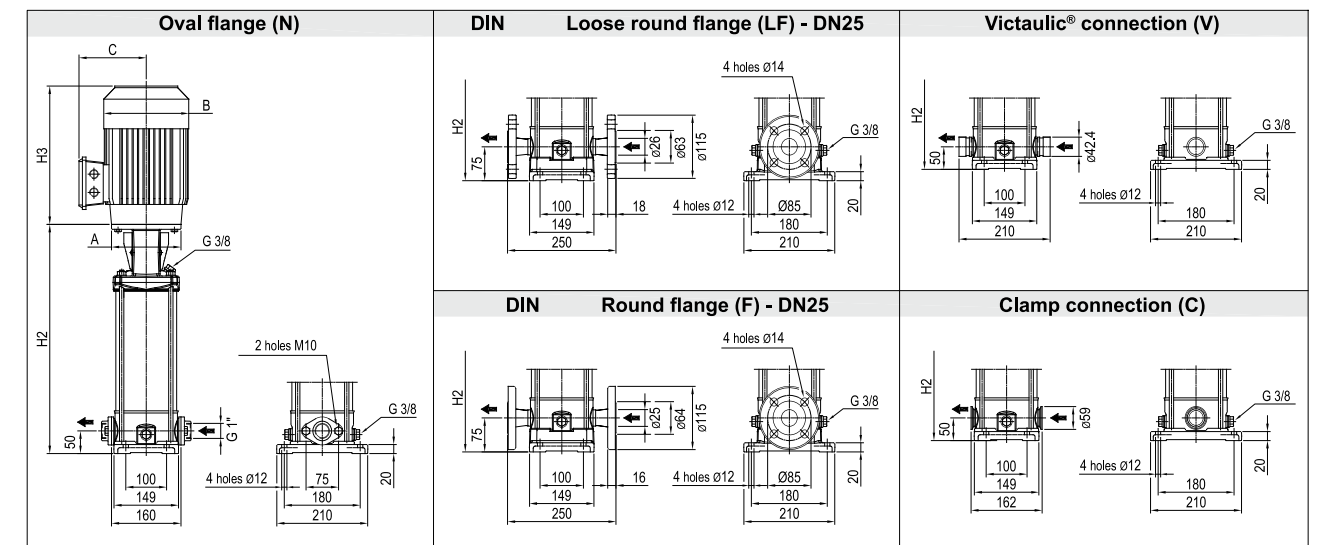


Test standard: ISO 9906:2012 - Grade 3B

PERFORMANCE RANGE

TECHNICAL DATA
EVMS(L)3

Dimensional sketch



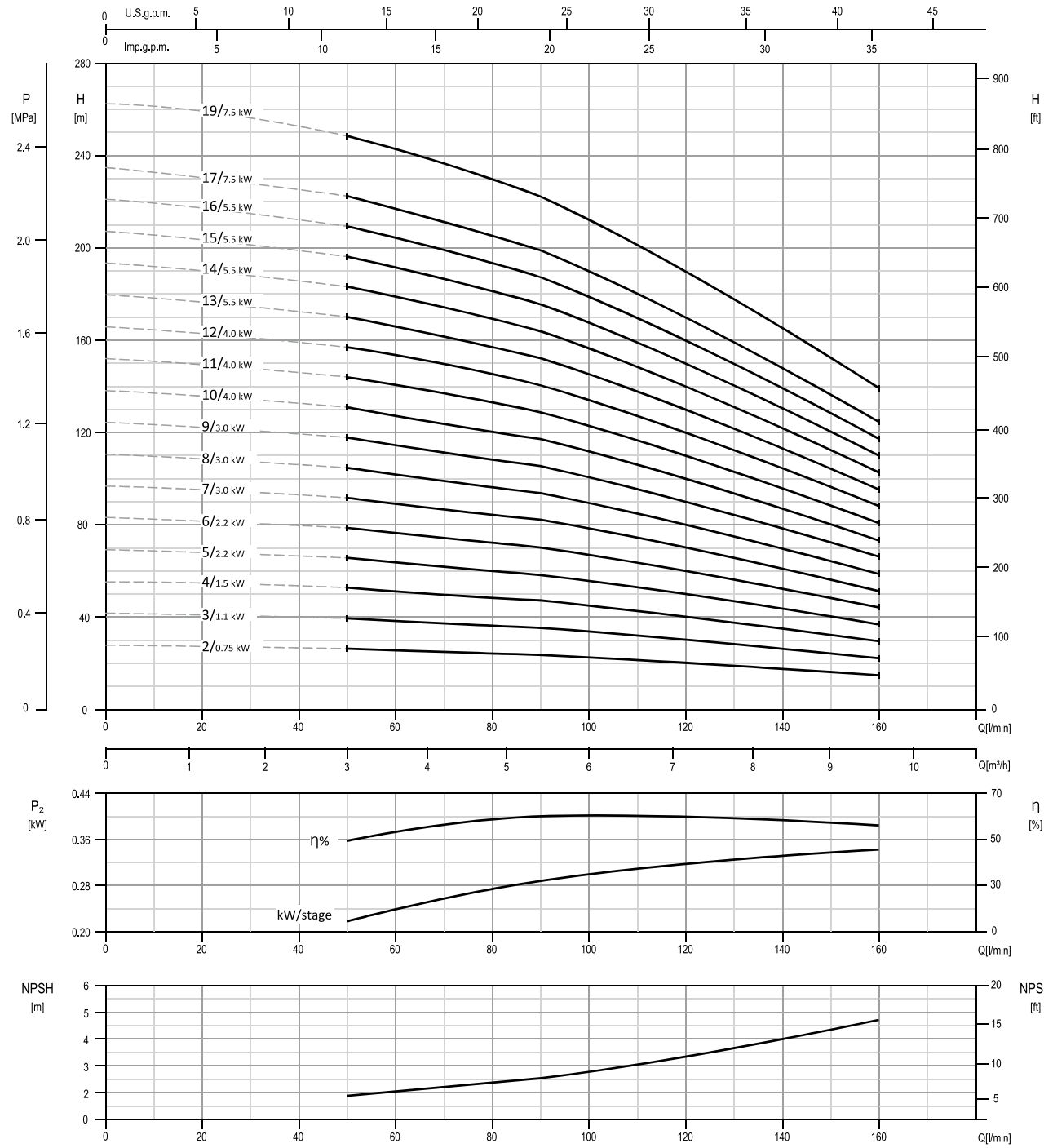
Dimensions [mm] and Weights [Kg]

Pump Type	Pmax [MPa]	Motor					Oval flange (N)				Loose round flange (LF) Round flange (F)				Victaulic® connection (V) Clamp connection (C)			
		kW	Size	A	3 ~	B	C	H2	H2+H3	Weight Pump	Weight Pump + Motor	H2	H2+H3	Weight Pump	Weight Pump + Motor	H2	H2+H3	Weight Pump
EVMS(L)3 2/0.37	1.6	0.37	71	105	141	119	250	452	9.9	16.4	275	477	10.6	17.1	250	452	9.8	16.3
EVMS(L)3 3/0.55	1.6	0.55	71	105	141	119	271	473	10.3	17.3	296	498	11	18.0	271	473	10.3	17.3
EVMS(L)3 4/0.75	1.6	0.75	80	120	141	102	302	535	11	19.5	327	560	11.6	20.1	302	535	10.9	19.4
EVMS(L)3 5/0.75	1.6	0.75	80	120	141	102	323	556	11.4	19.9	348	581	12.1	20.6	323	556	11.3	19.8
EVMS(L)3 6/1.1	1.6	1.1	80	120	141	102	344	588	11.8	21.8	369	613	12.5	22.5	344	588	11.7	21.7
EVMS(L)3 7/1.1	1.6	1.1	80	120	141	102	365	609	12.2	22.2	390	634	12.9	22.9	365	609	12.2	22.2
EVMS(L)3 8/1.5	1.6	1.5	90	140	160	119	396	687	12.7	26.2	421	712	13.3	26.8	396	687	12.6	26.1
EVMS(L)3 9/1.5	1.6	1.5	90	140	160	119	417	708	13.1	26.6	442	733	13.7	27.2	417	708	13	26.5
EVMS(L)3 10/1.5	1.6	1.5	90	140	160	119	438	729	13.5	27.0	463	754	14.2	27.7	438	729	13.4	26.9
EVMS(L)3 11/2.2	1.6	2.2	90	140	160	119	459	750	13.9	28.9	484	775	14.6	29.6	459	750	13.8	28.8
EVMS(L)3 12/2.2	1.6	2.2	90	140	160	119	480	771	14.3	29.3	505	796	14.9	29.9	480	771	14.2	29.2
EVMS(L)3 13/2.2	1.6	2.2	90	140	160	119	501	792	15	30.0	526	817	15.7	30.7	501	792	15	30.0
EVMS(L)3 14/2.2	1.6	2.2	90	140	160	119	522	813	15.4	30.4	547	838	16.1	31.1	522	813	15.4	30.4
EVMS(L)3 15/3.0	1.6	3.0	100	160	176	123	553	895	16.0	38.0	578	920	16.6	38.6	553	895	15.9	37.9
EVMS(L)3 16/3.0	2.5	3.0	100	160	176	123	-	-	-	-	599	941	17.6	39.6	574	916	16.9	38.9
EVMS(L)3 17/3.0	2.5	3.0	100	160	176	123	-	-	-	-	620	962	18.1	40.1	595	937	17.3	39.3
EVMS(L)3 19/3.0	2.5	3.0	100	160	176	123	-	-	-	-	662	1004	19	41.0	637	979	18.2	40.2
EVMS(L)3 20/3.0	2.5	3.0	100	160	176	123	-	-	-	-	683	1025	19.4	41.4	658	1000	18.7	40.7
EVMS(L)3 21/4.0	2.5	4.0	112	160	193	138	-	-	-	-	704	1068	19.9	48.4	679	1043	19.1	47.6
EVMS(L)3 22/4.0	2.5	4.0	112	160	193	138	-	-	-	-	725	1089	20.3	48.8	700	1064	19.6	48.1
EVMS(L)3 23/4.0	2.5	4.0	112	160	193	138	-	-	-	-	746	1110	20.8	49.3	721	1085	20	48.5

1.6 MPa=16 bar; 2.5 MPa=25 bar
- not available model

PERFORMANCE RANGE

PERFORMANCE CURVE
EVMS(L)5

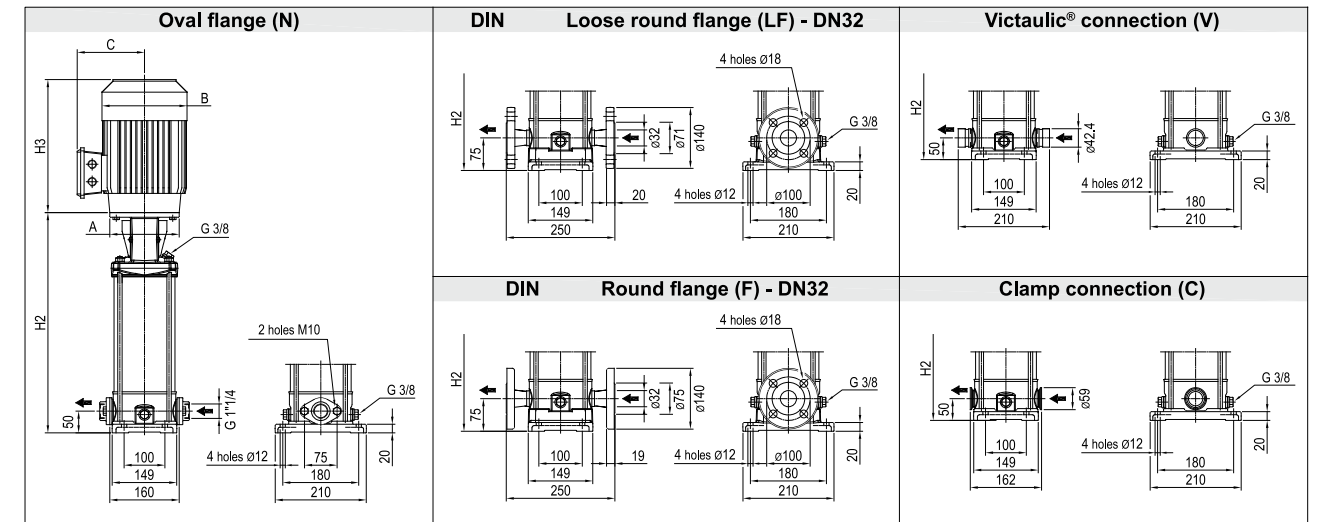


Test standard: ISO 9906:2012 - Grade 3B

PERFORMANCE RANGE

TECHNICAL DATA
EVMS(L)5

Dimensional sketch



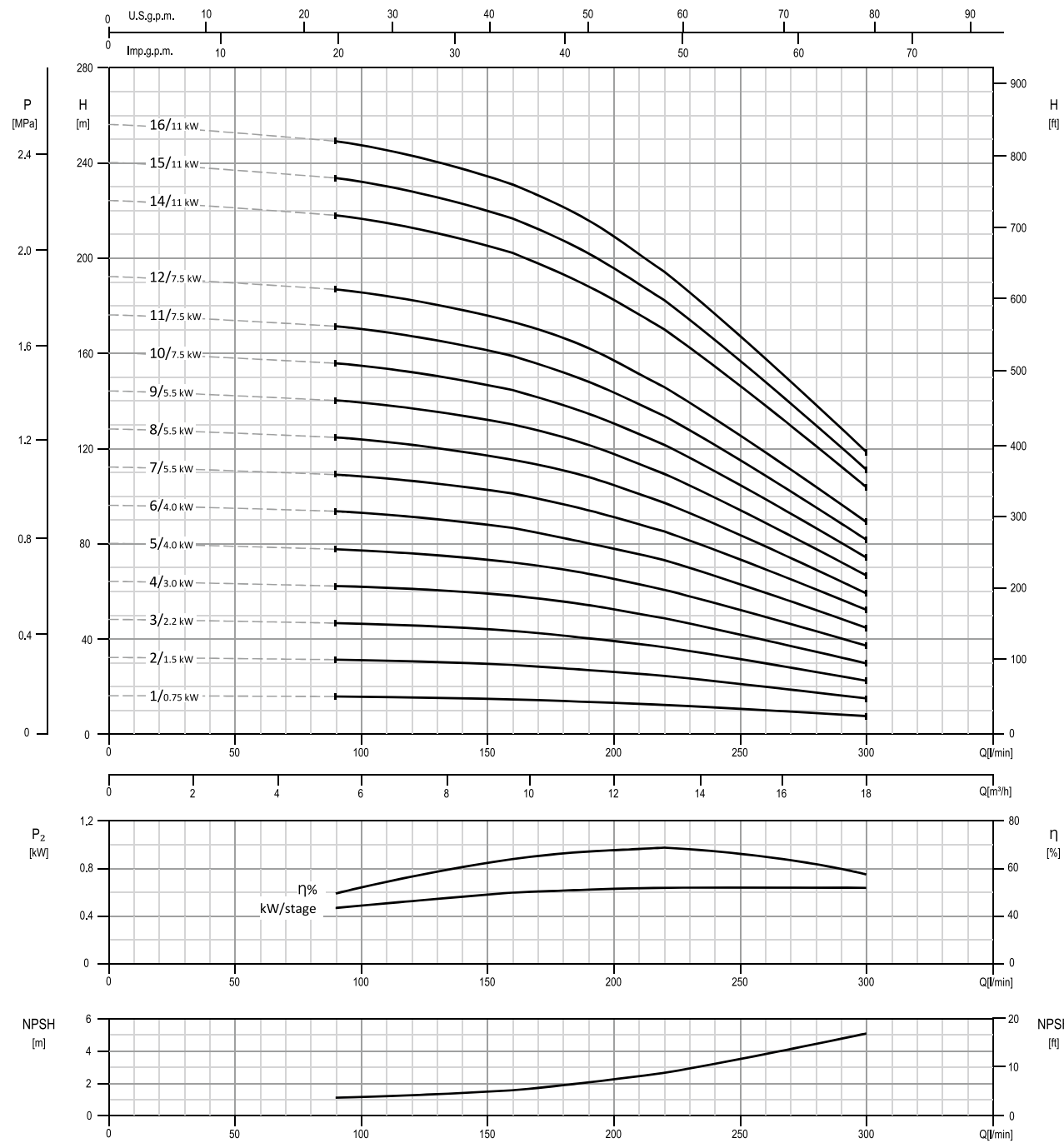
Dimensions [mm] and Weights [Kg]

Pump Type	Pmax [MPa]	kW	Motor			Oval flange (N)				Loose round flange (LF) Round flange (F)				Victaulic® connection (V) Clamp connection (C)			
			Size	A	3 ~ B C	H2	H2+H3	Weight Pump	Weight Pump + Motor	H2	H2+H3	Weight Pump	Weight Pump + Motor	H2	H2+H3	Weight Pump	Weight Pump + Motor
EVMS(L)5 2/0.75	1.6	0.75	80	120	141 102	274	507	9.8	18.3	299	532	10.8	19.3	274	507	9.7	18.2
EVMS(L)5 3/1.1	1.6	1.1	80	120	141 102	302	546	10.2	20.2	327	571	11.3	21.3	302	546	10.2	20.2
EVMS(L)5 4/1.5	1.6	1.5	90	140	160 119	340	631	11	24.5	365	656	12	26	340	631	10.9	24.4
EVMS(L)5 5/2.2	1.6	2.2	90	140	160 119	368	659	11.4	26.4	393	684	12.5	27.5	368	659	11.4	26.4
EVMS(L)5 6/2.2	1.6	2.2	90	140	160 119	396	687	11.9	26.9	421	712	12.9	27.9	396	687	11.8	26.8
EVMS(L)5 7/3.0	1.6	3.0	100	160	176 123	434	776	12.7	34.7	459	801	13.7	35.7	434	776	12.6	34.6
EVMS(L)5 8/3.0	1.6	3.0	100	160	176 123	462	804	13	35.0	487	829	14	36.0	462	804	12.9	34.9
EVMS(L)5 9/3.0	1.6	3.0	100	160	176 123	490	832	13.4	35.4	515	857	14.5	36.5	490	832	13.4	35.4
EVMS(L)5 10/4.0	1.6	4.0	112	160	193 138	518	882	13.9	42.4	543	907	15	43.5	518	882	13.9	42.4
EVMS(L)5 11/4.0	1.6	4.0	112	160	193 138	546	910	14.7	43.2	571	935	15.7	44.2	546	910	14.6	43.1
EVMS(L)5 12/4.0	1.6	4.0	112	160	193 138	574	938	15.8	44.3	599	963	16.8	45.3	574	938	15.7	44.2
EVMS(L)5 13/5.5	2.5	5.5	132	300	220 152	-	-	-	-	721	1120	23.9	62.9	696	1095	22.8	61.8
EVMS(L)5 14/5.5	2.5	5.5	132	300	220 152	-	-	-	-	749	1148	24.4	63	724	1123	23.3	62.3
EVMS(L)5 15/5.5	2.5	5.5	132	300	220 152	-	-	-	-	777	1176	24.9	63.9	752	1151	23.8	62.8
EVMS(L)5 16/5.5	2.5	5.5	132	300	220 152	-	-	-	-	805	1204	25.5	64.5	780	1179	24.4	63.4
EVMS(L)5 17/7.5	2.5	7.5	132	300	220 152	-	-	-	-	833	1252	26.1	72.1	808	1227	25.0	71.0
EVMS(L)5 19/7.5	2.5	7.5	132	300	220 152	-	-	-	-	889	1308	27	73.0	864	1283	25.9	71.9

1.6 MPa=16 bar; 2.5 MPa=25 bar

- not available model

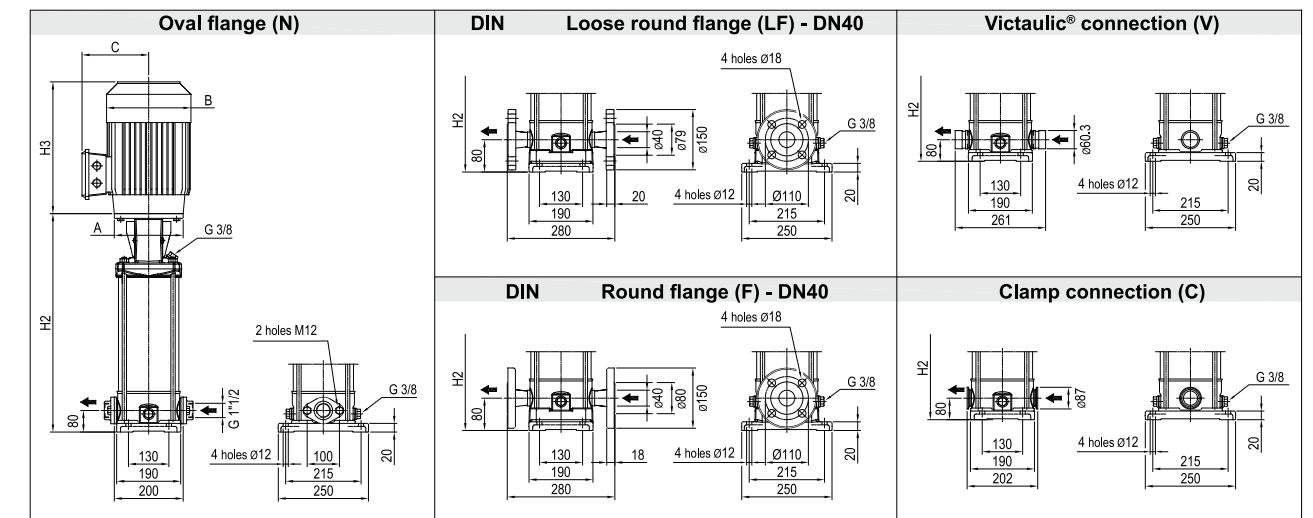
PERFORMANCE CURVE
EVMS(L)10



Test standard: ISO 9906:2012 - Grade 3B

TECHNICAL DATA
EVMS(L)10

Dimensional sketch

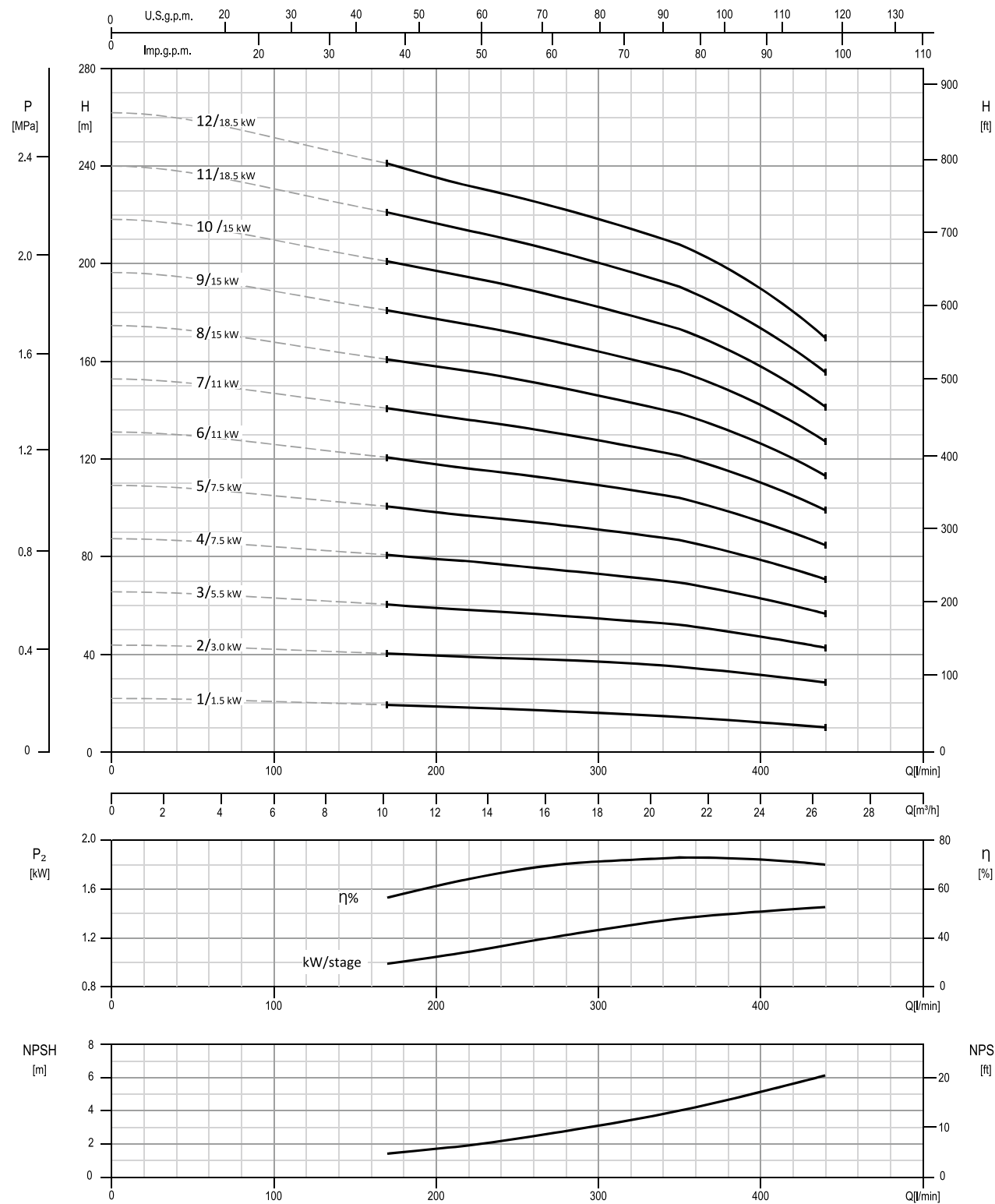


Dimensions [mm] and Weights [Kg]

Pump Type	Pmax [MPa]	Motor				Oval flange (N)				Loose round flange (LF) Round flange (F)				Victaulic® connection (V) Clamp connection (C)				
		kW	Size	A	3 ~ C	H2	H2+H3	Weight Pump	Weight Pump + Motor	H2	H2+H3	Weight Pump	Weight Pump + Motor	H2	H2+H3	Weight Pump	Weight Pump + Motor	
EVMS(L)10 1/0.75	1.6	0.75	80	120	141	102	343	576	19.7	28.2	343	576	20.7	29.2	343	576	19.6	28.1
EVMS(L)10 2/1.5	1.6	1.5	90	140	160	119	353	644	19.8	33.3	353	644	20.9	34.4	353	644	19.8	33.3
EVMS(L)10 3/2.2	1.6	2.2	90	140	160	119	383	674	20.7	35.7	383	674	21.7	36.7	383	674	20.7	35.7
EVMS(L)10 4/3.0	1.6	3.0	100	160	176	123	423	765	21.7	43.7	423	765	22.7	44.7	423	765	21.6	43.6
EVMS(L)10 5/4.0	1.6	4.0	112	160	193	138	453	817	22.5	51.0	453	817	23.5	52.0	453	817	22.5	51.0
EVMS(L)10 6/4.0	1.6	4.0	112	160	193	138	483	847	23.3	51.8	483	847	24.4	52.9	483	847	23.3	51.8
EVMS(L)10 7/5.5	1.6	5.5	132	300	220	152	611	1010	31.2	70.2	611	1010	32.3	71.3	611	1010	31.2	70.2
EVMS(L)10 8/5.5	1.6	5.5	132	300	220	152	641	1040	32.4	71.4	641	1040	33.5	72.5	641	1040	32.4	71.4
EVMS(L)10 9/5.5	1.6	5.5	132	300	220	152	671	1070	33.3	72.3	671	1070	34.3	73.3	671	1070	33.2	72.2
EVMS(L)10 10/7.5	1.6	7.5	132	300	220	152	701	1120	34.1	80.1	701	1120	35.1	81.1	701	1120	34.1	80.1
EVMS(L)10 11/7.5	2.5	7.5	132	300	220	152	-	-	-	-	731	1150	36.8	82.8	731	1150	35.7	81.7
EVMS(L)10 12/7.5	2.5	7.5	132	300	220	152	-	-	-	-	761	1180	37.7	83.7	761	1180	36.6	82.6
EVMS(L)10 14/11	2.5	11	160	350	259	180	-	-	-	-	851	1291	47.7	110.2	851	1291	46.6	109.1
EVMS(L)10 15/11	2.5	11	160	350	259	180	-	-	-	-	881	1321	48.6	111.1	881	1321	47.6	110.1
EVMS(L)10 16/11	2.5	11	160	350	259	180	-	-	-	-	911	1351	49.5	112.0	911	1351	48.5	111.0

1.6 MPa=16 bar; 2.5 MPa=25 bar
- not available model

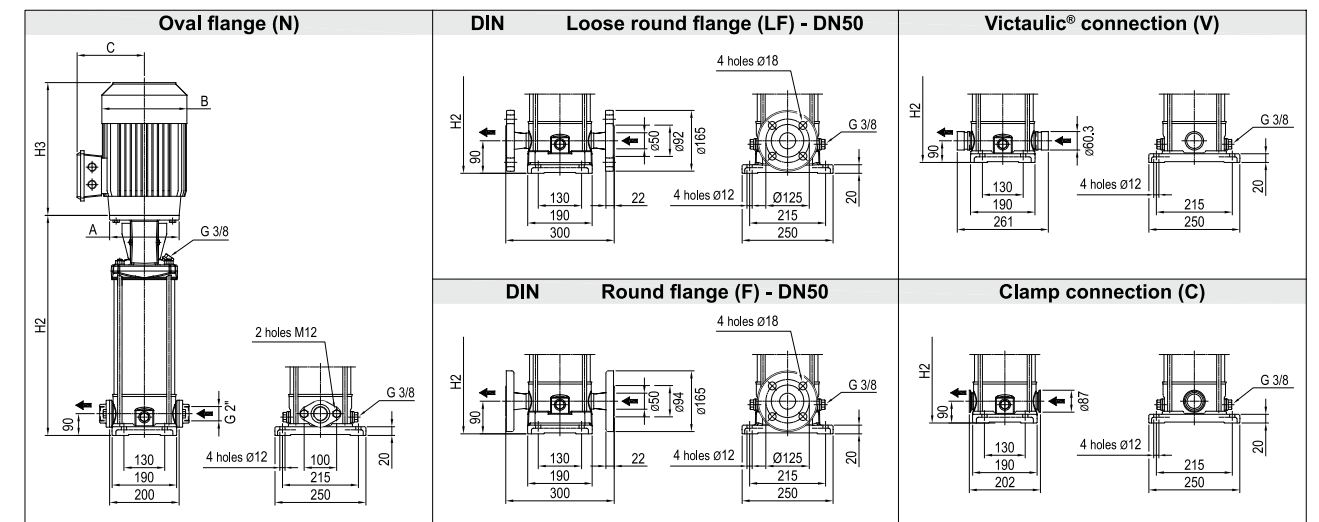
PERFORMANCE CURVE
EVMS(L)15



Test standard: ISO 9906:2012 - Grade 3B

TECHNICAL DATA
EVMS(L)15

Dimensional sketch

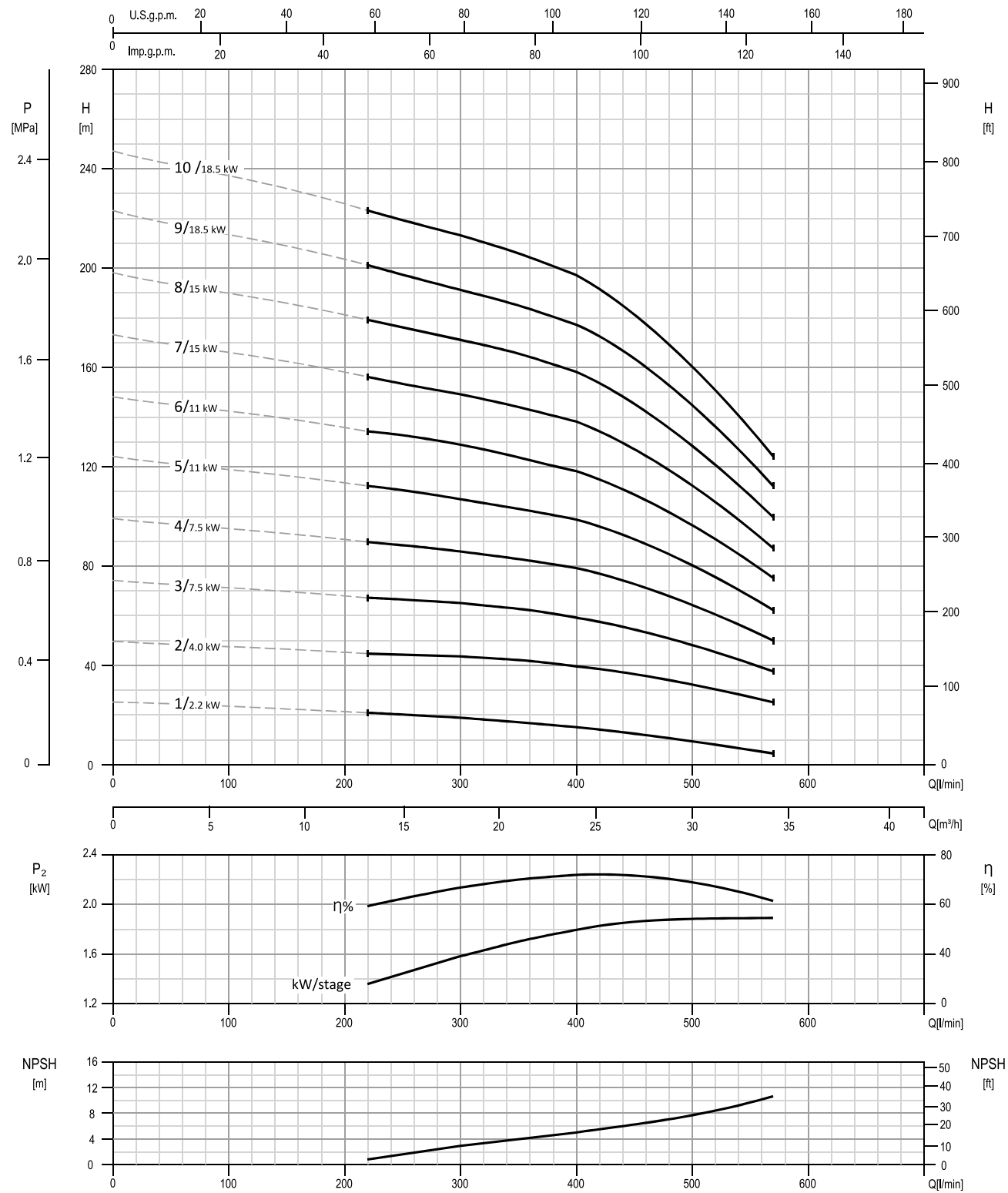


Dimensions [mm] and Weights [Kg]

Pump Type	P _{max} [MPa]	Motor					Oval flange (N)				Loose round flange (LF) Round flange (F)				Victaulic® connection (V) Clamp connection (C)			
		kW	Size	A	3 ~		H2	H2+H3	Weight Pump	Weight Pump + Motor	H2	H2+H3	Weight Pump	Weight Pump + Motor	H2	H2+H3	Weight Pump	Weight Pump + Motor
			Ø	B	C													
EVMS(L)15 1/1.5	1.6	1.5	90	140	160	119	387	678	16.9	30.4	387	678	18.8	32.3	387	678	16.9	30.4
EVMS(L)15 2/3.0	1.6	3.0	100	160	176	123	397	739	17.3	39.3	397	739	19.1	41.1	397	739	17.2	39.2
EVMS(L)15 3/5.5	1.6	5.5	132	300	220	152	534	933	25.5	64.5	534	933	27.4	66.4	534	933	25.5	64.5
EVMS(L)15 4/7.5	1.6	7.5	132	300	220	152	574	993	26.7	72.7	574	993	28.6	74.6	574	993	26.7	72.7
EVMS(L)15 5/7.5	1.6	7.5	132	300	220	152	614	1033	27.8	73.8	614	1033	29.7	75.7	614	1033	27.8	73.8
EVMS(L)15 6/11	1.6	11	160	350	259	180	684	1124	37.7	100.2	684	1124	39.5	102.0	684	1124	37.6	100.1
EVMS(L)15 7/11	1.6	11	160	350	259	180	724	1164	39.5	102.0	724	1164	41.4	103.9	724	1164	39.5	102.0
EVMS(L)15 8/15	2.5	15	160	350	311	240	-	-	-	-	764	1259	42.7	143.7	764	1259	40.8	141.8
EVMS(L)15 9/15	2.5	15	160	350	311	240	-	-	-	-	804	1299	44	145.0	804	1299	42.1	143.1
EVMS(L)15 10/15	2.5	15	160	350	311	240	-	-	-	-	844	1339	45.3	146.3	844	1339	43.4	144.4
EVMS(L)15 11/18.5	2.5	18.5	160	350	311	240	-	-	-	-	884	1379	46.6	155.6	884	1379	44.7	153.7
EVMS(L)15 12/18.5	2.5	18.5	160	350	311	240	-	-	-	-	924	1419	47.9	156.9	924	1419	46	155.0

1.6 MPa=16 bar; 2.5 MPa=25 bar
- not available model

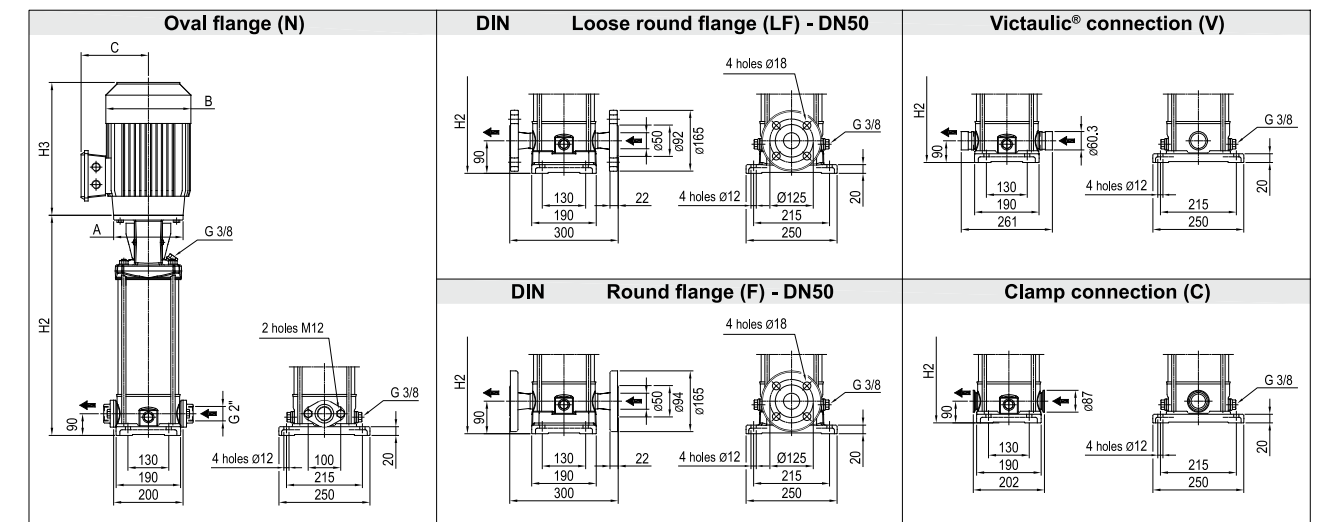
PERFORMANCE CURVE
EVMS(L)20



Test standard: ISO 9906:2012 - Grade 3B

TECHNICAL DATA
EVMS(L)20

Dimensional sketch

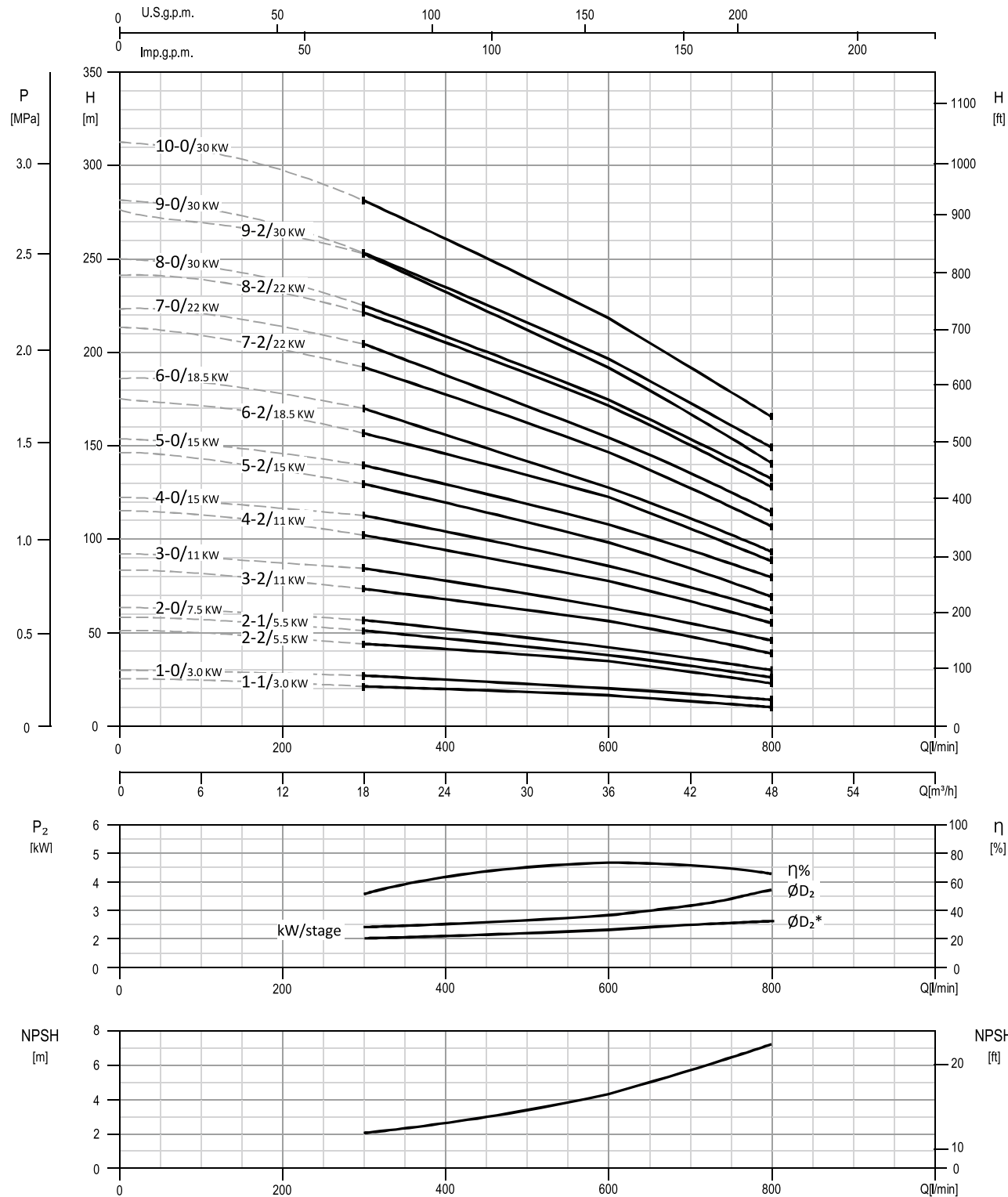


Dimensions [mm] and Weights [Kg]

Pump Type	Pmax [MPa]	kW	Motor			Oval flange (N)		Loose round flange (LF) Round flange (F)		Victaulic® connection (V) Clamp connection (C)							
			Size	A	3 ~ B C	H2	H2+H3	Weight Pump	Weight Pump + Motor	H2	H2+H3	Weight Pump	Weight Pump + Motor				
EVMS(L)20 1/2.2	1.6	2.2	90	140	160 119	387	678	16.9	31.9	387	678	18.7	33.7	387	678	16.8	31.8
EVMS(L)20 2/4.0	1.6	4.0	112	160	193 138	397	761	17.3	45.8	397	761	19.1	47.6	397	761	17.2	45.7
EVMS(L)20 3/7.5	1.6	7.5	132	300	220 152	534	953	25.5	71.5	534	953	27.4	73.4	534	953	25.5	71.5
EVMS(L)20 4/7.5	1.6	7.5	132	300	220 152	574	993	26.8	72.8	574	993	28.6	74.6	574	993	26.7	72.7
EVMS(L)20 5/11	1.6	11	160	350	259 180	644	1084	36.2	98.7	644	1084	38	100.5	644	1084	36.1	98.6
EVMS(L)20 6/11	1.6	11	160	350	259 180	684	1124	36.4	98.9	684	1124	38.3	100.8	684	1124	36.4	98.9
EVMS(L)20 7/15	2.5	15	160	350	311 240	-	-	-	-	724	1219	41.2	142.2	724	1219	39.3	140.3
EVMS(L)20 8/15	2.5	15	160	350	311 240	-	-	-	-	764	1259	42.5	143.5	764	1259	40.6	141.6
EVMS(L)20 9/18.5	2.5	18.5	160	350	311 240	-	-	-	-	804	1299	43.9	152.9	804	1299	42	151.0
EVMS(L)20 10/18.5	2.5	18.5	160	350	311 240	-	-	-	-	844	1339	45.2	154.2	844	1339	43.3	152.3

1.6 MPa=16 bar; 2.5 MPa=25 bar
- not available model

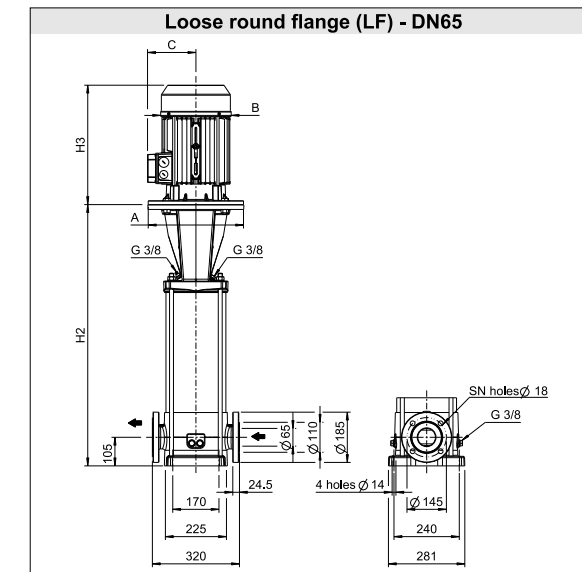
PERFORMANCE CURVE
EVMS(L)32



Test standard: ISO 9906:2012 - Grade 3B

Dimensional sketch

PERFORMANCE CURVE
EVMS(L)32

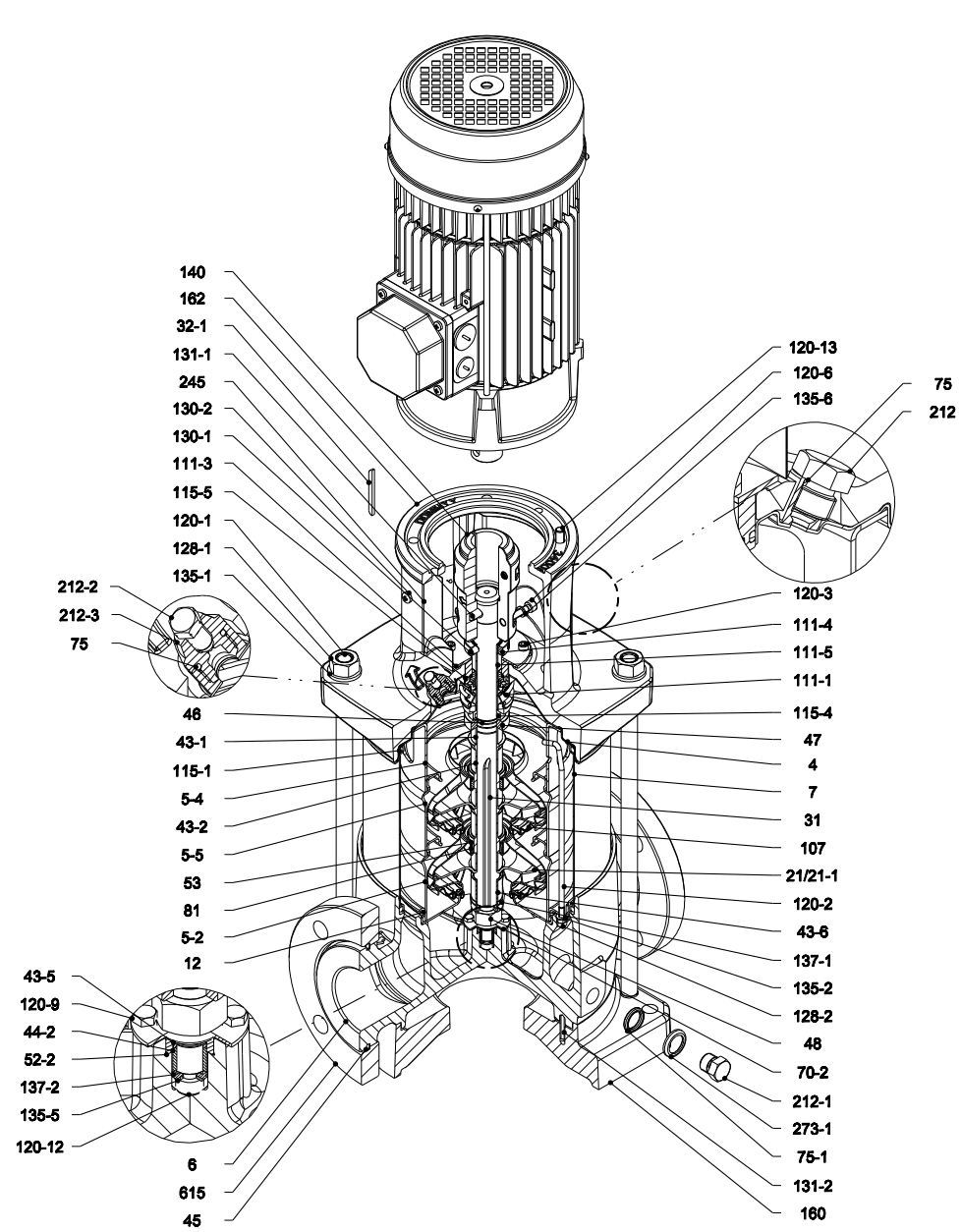


Dimensions [mm] and Weights [Kg]

Pump Type	P _{max} [MPa]	Motor			Loose round flange (LF)						
		kW	Size	A	B	C	H2	H2+H3	SN	Weight Pump	Weight Pump+ Motor
EVMS(L)32 1-1/3.0	1.6	3.0	100	160	176	123	461	803	4	48.7	70.7
EVMS(L)32 1-0/3.0	1.6	3.0	100	160	176	123	461	803	4	48.7	70.7
EVMS(L)32 2-2/5.5	1.6	5.5	132	300	220	152	635	1035	4	62.8	101.8
EVMS(L)32 2-1/5.5	1.6	5.5	132	300	220	152	635	1035	4	62.8	101.8
EVMS(L)32 2-0/7.5	1.6	7.5	132	300	220	152	635	1055	4	62.8	108.8
EVMS(L)32 3-2/11	1.6	11	160	350	259	180	735	1174	4	72.6	135.1
EVMS(L)32 3-0/11	1.6	11	160	350	259	180	735	1174	4	72.6	135.1
EVMS(L)32 4-2/11	1.6	11	160	350	259	180	805	1244	4	75.8	138.3
EVMS(L)32 4-0/15	1.6	15	160	350	311	240	805	1300	4	64.8	165.8
EVMS(L)32 5-2/15	1.6	15	160	350	311	240	875	1370	4	68.1	169.1
EVMS(L)32 5-0/15	1.6	15	160	350	311	240	875	1370	4	68.1	169.1
EVMS(L)32 6-2/18.5	2.5	18.5	160	350	311	240	945	1440	4	75.4	184.4
EVMS(L)32 6-0/18.5	2.5	18.5	160	350	311	240	945	1440	4	75.4	184.4
EVMS(L)32 7-2/22	2.5	22	180	350	354	260	1015	1567	4	75.7	210.7
EVMS(L)32 7-0/22	2.5	22	180	350	354	260	1015	1567	8	75.7	210.7
EVMS(L)32 8-2/22	2.5	22	180	350	354	260	1085	1637	8	80.7	215.7
EVMS(L)32 8-0/30	3.0	30	200	400	354	280	1085	1637	8	73.0	241.0
EVMS(L)32 9-2/30	3.0	30	200	400	354	280	1155	1707	8	76.5	244.5
EVMS(L)32 9-0/30	3.0	30	200	400	354	280	1155	1707	8	76.5	244.5
EVMS(L)32 10-0/30	3.0	30	200	400	354	280	1225	1777	8	79.9	247.9

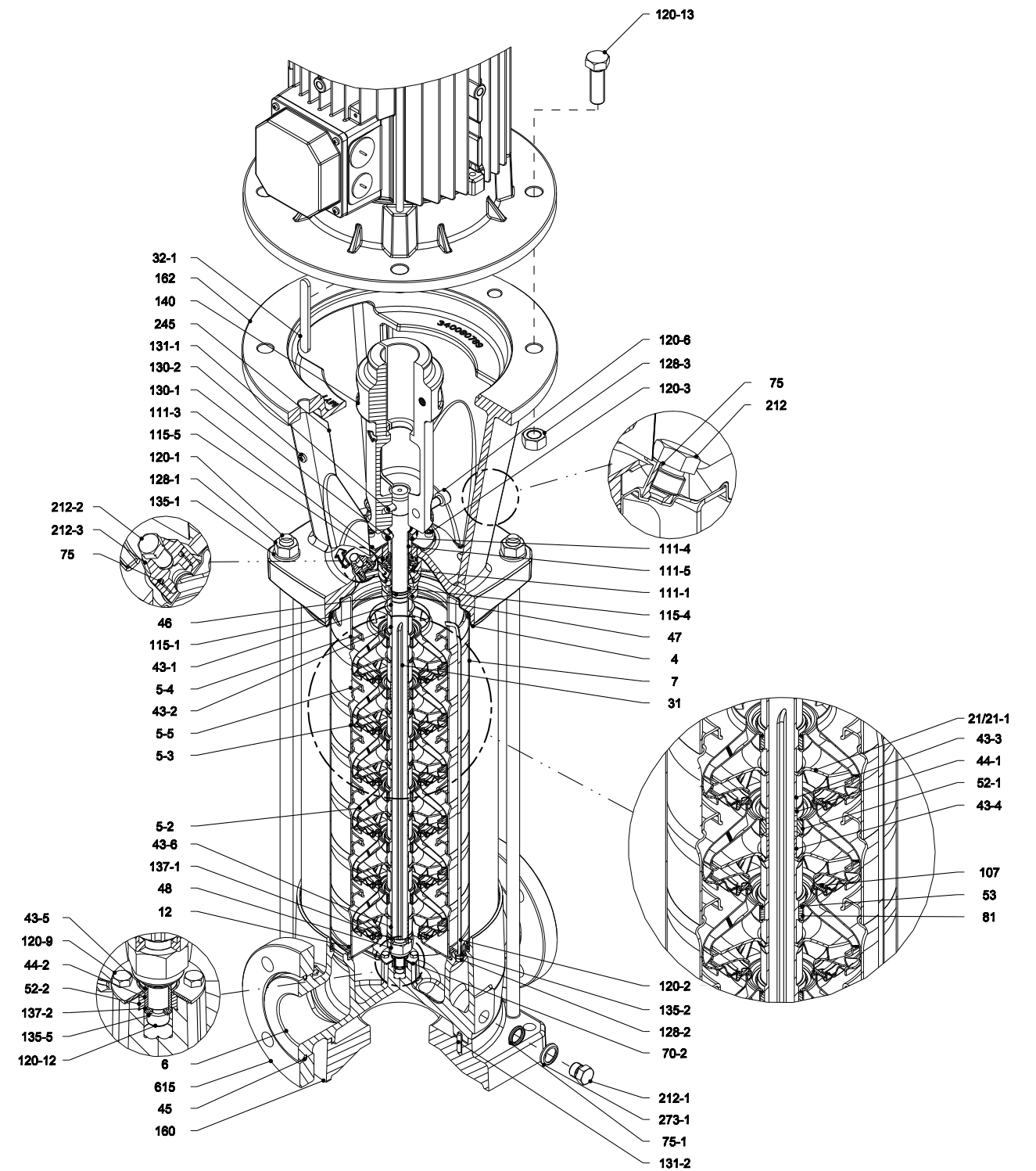
1.6 MPa=16 bar; 2.5 MPa=25 bar; 3.0 MPa=30 bar

SECTIONAL VIEW
EVMS(L)32



Pump without ball bearing
up to 4.0 kW

SECTIONAL VIEW
EVMS(L)32



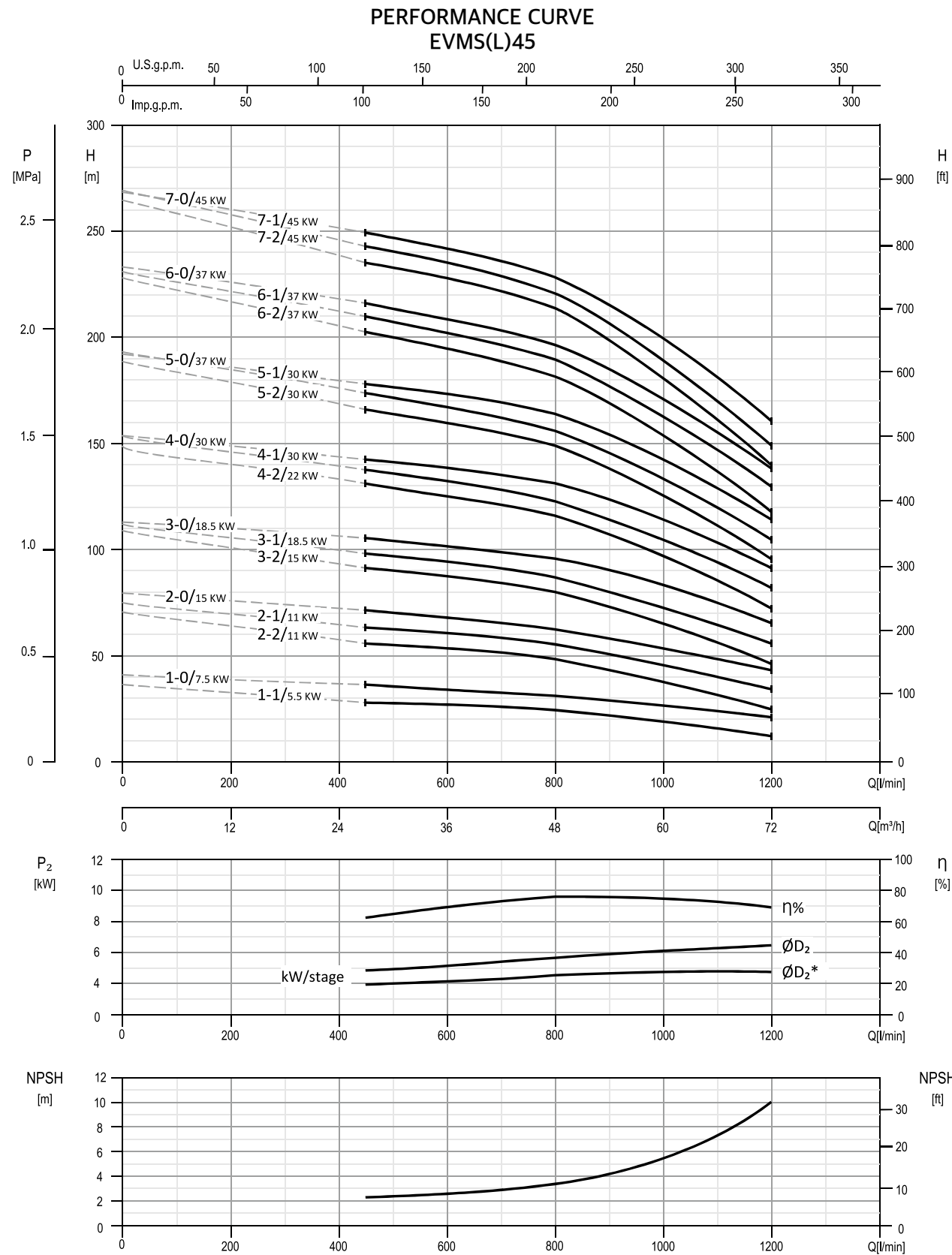
Pump without ball bearing
from 5.5 kW to 30 kW

SECTIONAL TABLE
EVMS(L)32

N°	PART NAME	MATERIAL		DIMENSIONS	STANDARD
		EVMS	EVMSL		
4	케이싱커버	EN 1.4301 (AISI 304)	EN 1.4404 (AISI 316L)		
5-2	중간 케이싱	EN 1.4301 (AISI 304)	EN 1.4404 (AISI 316L)		
5-3	중간 케이싱 베어링	EN 1.4301 (AISI 304)	EN 1.4404 (AISI 316L)		
5-4	토출 케이싱	EN 1.4301 (AISI 304)	EN 1.4404 (AISI 316L)		
5-5	상단 중간 케이싱	EN 1.4301 (AISI 304)	EN 1.4404 (AISI 316L)		
6	바닥 케이싱	EN 1.4308 (ASTM CF8)	EN 1.4408 (ASTM CF8M)		
7	외부 케이싱	EN 1.4301 (AISI 304)	EN 1.4404 (AISI 316L)		
12	흡입 커버	EN 1.4301 (AISI 304)	EN 1.4404 (AISI 316L)		
21	임펠러	EN 1.4301 (AISI 304)	EN 1.4404 (AISI 316L)		
21-1	작은 임펠러	EN 1.4301 (AISI 304)	EN 1.4404 (AISI 316L)		
31	샤프트	EN 1.4301 (AISI 304)	EN 1.4404 (AISI 316L)		
32-1	조절 키	EN 1.4301 (AISI 304)			
43-1	미케니컬 실	EN 1.4301 (AISI 304)	EN 1.4404 (AISI 316L)		
43-2	샤프트 슬리브 (intermediate)	EN 1.4301 (AISI 304)	EN 1.4404 (AISI 316L)		
43-3	샤프트 슬리브 (bearing)	EN 1.4301 (AISI 304)	EN 1.4404 (AISI 316L)		
43-4	샤프트 슬리브 (adjustment)	EN 1.4301 (AISI 304)	EN 1.4404 (AISI 316L)		
43-5	샤프트 슬리브 (last stage)	EN 1.4301 (AISI 304)	EN 1.4404 (AISI 316L)		
43-6	샤프트 슬리브 (adjustment)	EN 1.4301 (AISI 304)	EN 1.4404 (AISI 316L)		
44-1	샤프트 슬리브 베어링	Tungsten carbide			
44-2	샤프트 슬리브 (bearing)	Tungsten carbide			
45	플랜지 홀더	EN 1.4301 (AISI 304)			
46	스냅링	EN 1.4404 (AISI 316L)			
47	스냅링 홀더	EN 1.4404 (AISI 316L)			
48	임펠러 너트	EN 1.4301 (AISI 304) with inox insert	EN 1.4401 (AISI 316) with inox insert		
52-1	슬리브 베어링	Tungsten carbide			
52-2	슬리브 베어링 (bottom casing)	Tungsten carbide			
53	부싱 홀더	EN 1.4301 (AISI 304)	EN 1.4404 (AISI 316L)		
70-2	링 (베어링 슬리브)	EN 1.4301 (AISI 304)	EN 1.4404 (AISI 316L)		
75	오링 (priming plug)	EPDM / FPM		Ø12.37x2.62	OR 3050
75-1	오링 (drainage plug)	EPDM / FPM			
81	부싱	PTFE			
107	라이너 링	EN 1.4301 (AISI 304) + PPS	EN 1.4404 (AISI 316L) + PPS		
111-1	미케니컬 실	See pages 6-7			
111-3	미케니컬 실 시트	EN 1.4301 (AISI 304)	EN 1.4401 (AISI 316)		
111-4	실 홀더	EN 1.4404 (AISI 316L)			
111-5	카트리리지 실 슬리브	EN 1.4301 (AISI 304)	EN 1.4404 (AISI 316L)		
115-1	오링 (outer casing)	EPDM / FPM		Ø240.66x5.34	OR 6945
115-4	오링 (cartridge sleeve)	EPDM / FPM		Ø23.39x3.53	OR 4093
115-5	오링 (seal flange)	EPDM / FPM		Ø44.04x3.53	OR 4175
120-1	스터드볼트	EN 1.4057 (AISI 431)			
120-2	스터드볼트 (stage)	EN 1.4301 (AISI 304)	EN 1.4401 (AISI 316)		
120-3	스크류 (seal flange)	A2-70		M5x12	ISO 4762

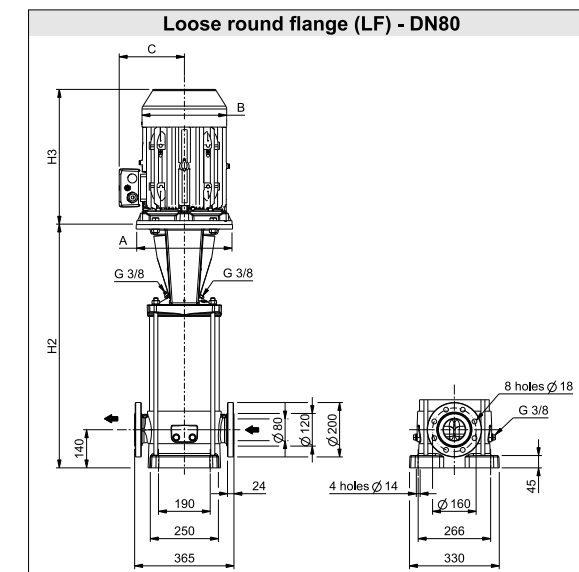
SECTIONAL TABLE
EVMS(L)32

N°	PART NAME	MATERIAL		DIMENSIONS	STANDARD
		EVMS	EVMSL		
120-6	스크류 (coupling)	up to 4.0 kW	Galvanized steel 8.8 strength class ISO 898/1	M6x25	ISO 4762
		from 5.5 kW to 7.5 kW	Galvanized steel 8.8 strength class ISO 898/1	M8x25	ISO 4762
		above 11 kW	Galvanized steel 8.8 strength class ISO 898/1	M10x30	ISO 4762
120-9	스크류 (bottom casing)	A2-70		M5x8	ISO 4017
120-12	스크류 (shaft)	A2-70		M6x16	ISO 4762
120-13	스크류 (motor)	MEC 100-112	Galvanized steel 8.8 strength class ISO 898/1	M8x20	ISO 4017
		MEC 132	Galvanized steel 8.8 strength class ISO 898/1	M12x45	ISO 4017
		MEC 160-180	Galvanized steel 8.8 strength class ISO 898/1	M16x50	ISO 4017
		MEC 200	Galvanized steel 8.8 strength class ISO 898/1	M16x60	ISO 4014
128-1	너트 (tie rod)	A2-70		M16	ISO 4032
128-2	너트 (casing tie rod)	A2-70		M5	ISO 4032
128-3	너트 (motor)	MEC 132	Galvanized steel	M12	ISO 4032
		MEC 160-180-200	Galvanized steel	M16	ISO 4032
128-6	너트 (coupling)	MEC 100-112		M6	ISO 4032
130-1	스크류 세트	EN 1.4301 (AISI 304)		M6x8	ISO 4026
130-2	커플링 보호판 스크류	A2-70		M5x6	UNI 7687
131-1	샤프트 핀	up to 4.0 kW	Carbon Steel	Ø8x42	ISO 2338
		above 5.5 Kw	Carbon Steel	Ø8x50	ISO 2338
131-2	엘라스틱 핀	EN 1.4301 (AISI 304)		Ø6x26	ISO 8752
135-1	와셔 (tie rod)	EN 1.4301 (AISI 304)		Ø16	ISO 7089
135-2	와셔 (casing tie rod)	EN 1.4301 (AISI 304)	EN 1.4404 (AISI 316)	Ø5.1	UNI 1751
135-5	와셔 (impeller nut)	EN 1.4301 (AISI 304)	EN 1.4404 (AISI 316L)		
135-6	와셔 (coupling)	up to 4.0 kW	Carbon Steel		
137-1	임펠러 스페이서	EN 1.4301 (AISI 304)	EN 1.4404 (AISI 316L)		
137-2	샤프트 스페이서	EN 1.4301 (AISI 304)	EN 1.4404 (AISI 316L)		
140	커플링	up to 4.0 kW	Die cast Aluminium EN AB-AISI11 Cu2 (Fe)		
		from 5.5 kW to 30 kW	Cast Iron EN GJL250 EN 1561		
160	베이스	Cast Iron EN GJL200 EN 1561			
162	모터 브라켓	up to 30 kW	Cast Iron EN GJS 400-15 EN 1563		
212	에어백기 플러그	EN 1.4301 (AISI 304)	EN 1.4404 (AISI 316L)		
212-1	드레인 플러그	EN 1.4301 (AISI 304)	EN 1.4404 (AISI 316L)		
212-2	에어백기 플러그	EN 1.4401 (AISI 316)			
212-3	에어백기 플러그	EN 1.4301 (AISI 304)	EN 1.4404 (AISI 316L)		
245	커플링 보호판	EN 1.4301 (AISI 304)			
273-1	와싱	EN 1.4301 (AISI 304)	EN 1.4404 (AISI 316L)		
615	플랜지	Cast Iron EN GJS 500-7 EN 1563			



Test standard: ISO 9906:2012 - Grade 3B

Dimensional sketch

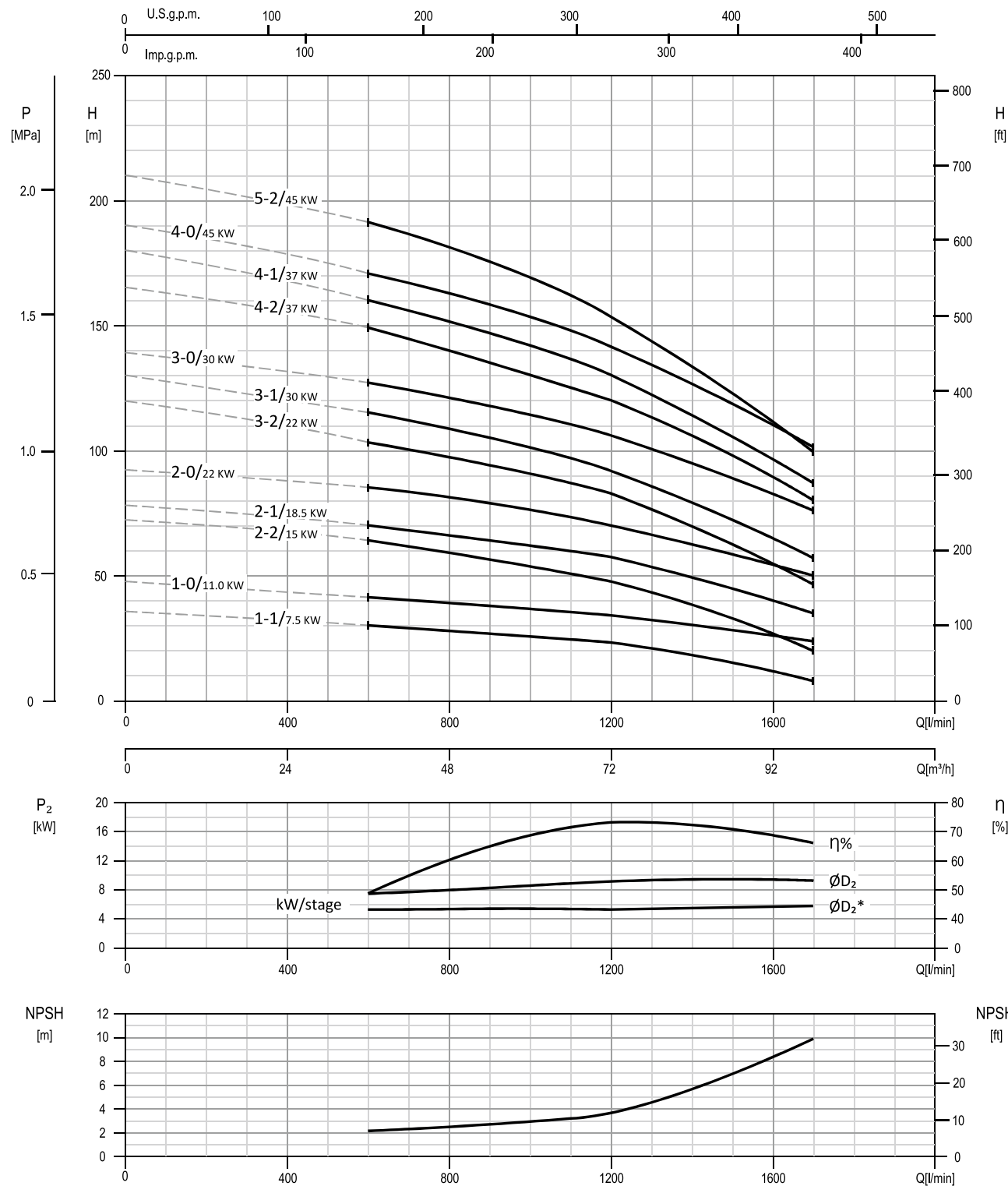


Dimensions [mm] and Weights [Kg]

Pump Type	Pmax [MPa]	Motor			Loose round flange (LF)					
		kW	Size	A ∅	B	C	H2	H2+H3	Weight Pump	Weight Pump + Motor
EVMS(L)45 1-1/5.5	1.6	5.5	132	300	220	152	650	1049	75.7	114.7
EVMS(L)45 1-0/7.5	1.6	7.5	132	300	220	152	650	1069	75.7	121.7
EVMS(L)45 2-2/11	1.6	11	160	350	259	180	752	1191	87.8	150.3
EVMS(L)45 2-1/11	1.6	11	160	350	259	180	752	1191	87.8	150.3
EVMS(L)45 2-0/15	1.6	15	160	350	311	240	752	1247	76.8	177.8
EVMS(L)45 3-2/15	1.6	15	160	350	311	240	824	1319	81.8	182.8
EVMS(L)45 3-1/18.5	1.6	18.5	160	350	311	240	824	1319	86.0	195.0
EVMS(L)45 3-0/18.5	1.6	18.5	160	350	311	240	824	1319	86.0	195.0
EVMS(L)45 4-2/22	1.6	22	180	350	354	260	896	1448	88.1	223.1
EVMS(L)45 4-1/30	1.6	30	200	400	354	280	896	1448	80.4	248.4
EVMS(L)45 4-0/30	1.6	30	200	400	354	280	896	1448	80.4	248.4
EVMS(L)45 5-2/30	2.5	30	200	400	354	280	968	1520	85.7	253.7
EVMS(L)45 5-1/30	2.5	30	200	400	354	280	968	1520	85.7	253.7
EVMS(L)45 5-0/37	2.5	37	200	400	382	295	985	1662	115.7	375.7
EVMS(L)45 6-2/37	2.5	37	200	400	382	295	1057	1734	122.5	382.5
EVMS(L)45 6-1/37	2.5	37	200	400	382	295	1057	1734	122.5	382.5
EVMS(L)45 6-0/37	2.5	37	200	400	382	295	1057	1734	122.5	382.5
EVMS(L)45 7-2/45	3.5	45	225	450	449	335	1129	1895	139.3	513.3
EVMS(L)45 7-1/45	3.5	45	225	450	449	335	1129	1895	139.3	513.3
EVMS(L)45 7-0/45	3.5	45	225	450	449	335	1129	1895	139.3	513.3

1.6 MPa=16 bar; 2.5 MPa=25 bar; 3.5 MPa=35 bar

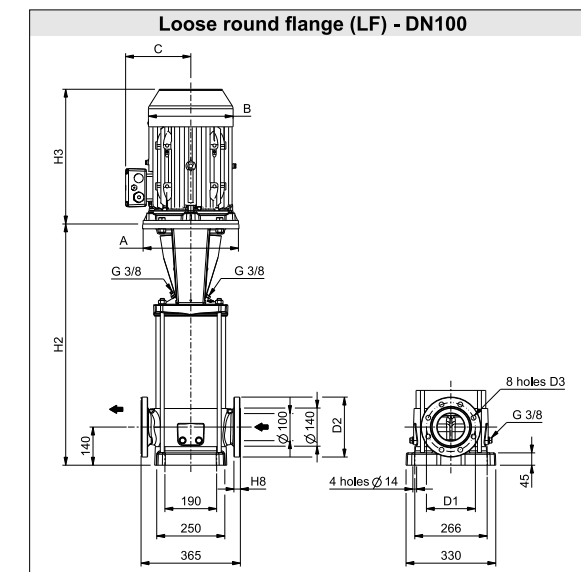
PERFORMANCE CURVE
EVMS(L)64



Test standard: ISO 9906:2012 - Grade 3B

TECHNICAL DATA
EVMS(L)64

Dimensional sketch

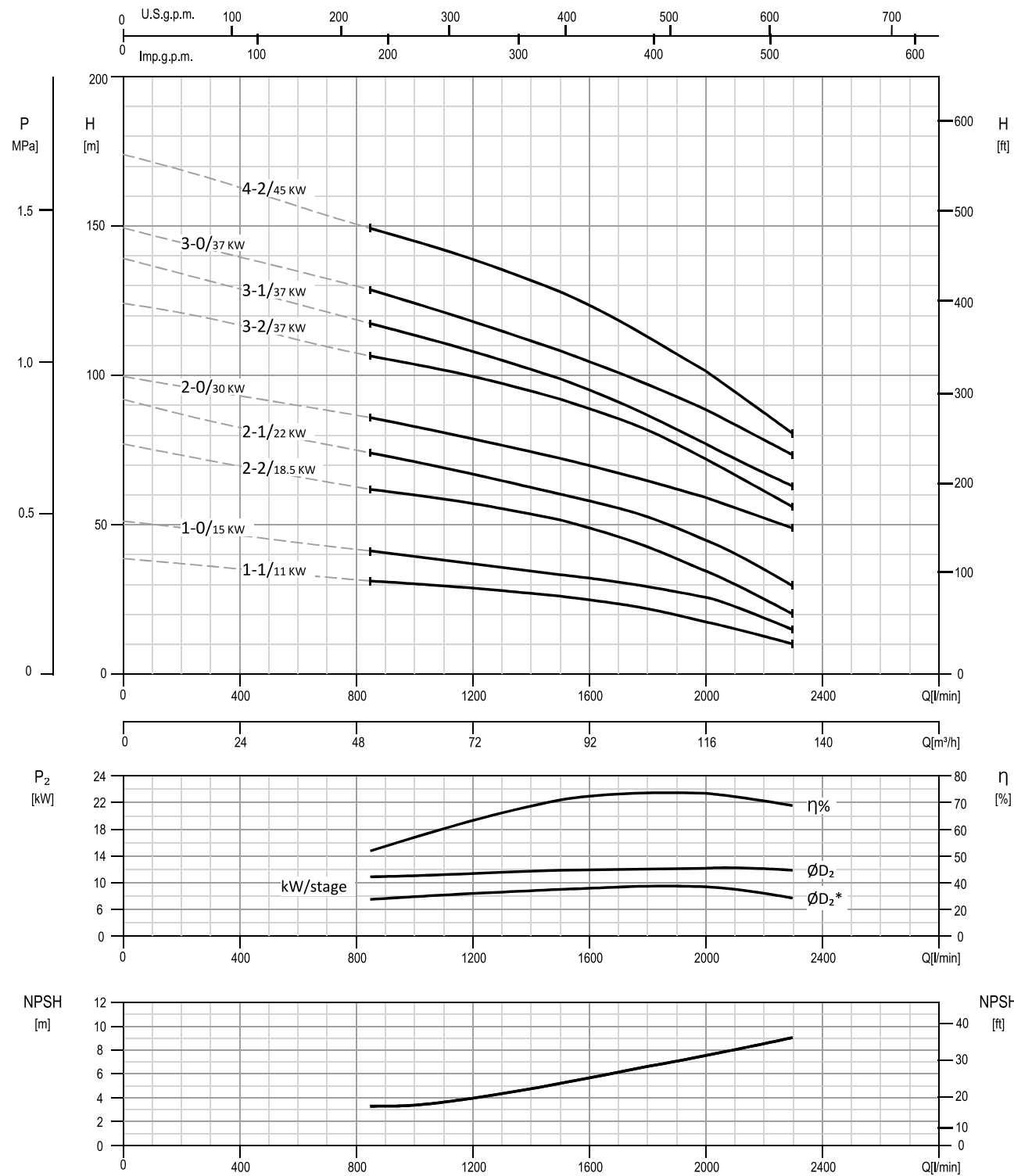


Dimensions [mm] and Weights [Kg]

Pump Type	P _{max} [MPa]	Motor			Loose round flange (LF)								Weight Pump	Weight Pump + Motor
		kW	Size	A	B	C	H2	H2+H3	D1	D2	D3	H8		
EVMS(L)64 1-1/7.5	1.6	7.5	132	300	220	152	650	1069	180	220	18	24	77.4	123.4
EVMS(L)64 1-0/11	1.6	11	160	350	259	180	680	1119	180	220	18	24	84.5	147.0
EVMS(L)64 2-2/15	1.6	15	160	350	311	240	752	1247	180	220	18	24	78.6	179.6
EVMS(L)64 2-1/18.5	1.6	18.5	160	350	311	240	752	1247	180	220	18	24	82.7	191.7
EVMS(L)64 2-0/22	1.6	22	180	350	354	260	752	1304	180	220	18	24	79.7	214.7
EVMS(L)64 3-2/22	1.6	22	180	350	354	260	824	1376	180	220	18	24	84.8	219.8
EVMS(L)64 3-1/30	1.6	30	200	400	354	280	824	1376	180	220	18	24	77.2	245.2
EVMS(L)64 3-0/30	1.6	30	200	400	354	280	824	1376	180	220	18	24	77.2	245.2
EVMS(L)64 4-2/37	2.5	37	200	400	382	295	913	1590	190	235	22	30	122.2	382.2
EVMS(L)64 4-1/37	2.5	37	200	400	382	295	913	1590	190	235	22	30	122.2	382.2
EVMS(L)64 4-0/45	2.5	45	225	450	449	335	913	1679	190	235	22	30	133.8	507.8
EVMS(L)64 5-2/45	2.5	45	225	450	449	335	985	1751	190	235	22	30	138.8	512.8

1.6 MPa=16 bar; 2.5 MPa=25 bar

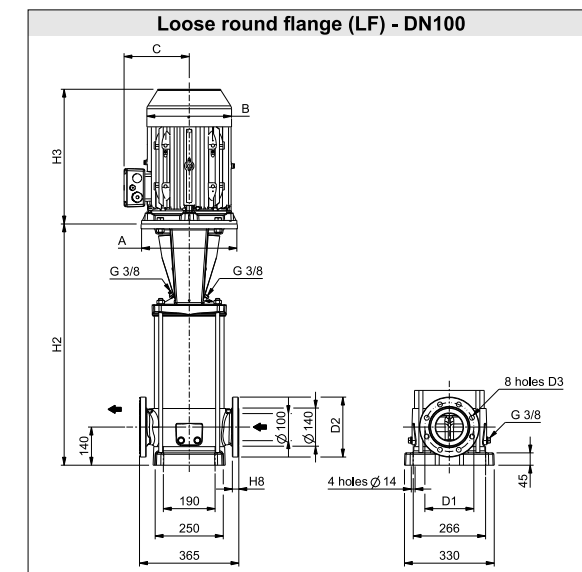
PERFORMANCE CURVE
EVMS(L)90



Test standard: ISO 9906:2012 - Grade 3B

TECHNICAL DATA
EVMS(L)90

Dimensional sketch



Dimensions [mm] and Weights [Kg]

Pump Type	Pmax [MPa]	Motor			Loose round flange (LF)								Weight Pump	Weight Pump + Motor
		kW	Size	A Ø	B	C	H2	H2+H3	D1	D2	D3	H8		
EVMS(L)90 1-1/11	1.6	11	160	350	259	180	701	1140	180	220	18	24	84.7	147.2
EVMS(L)90 1-0/15	1.6	15	160	350	311	240	701	1196	180	220	18	24	73.8	174.8
EVMS(L)90 2-2/18.5	1.6	18.5	160	350	311	240	794	1289	180	220	18	24	86.2	195.2
EVMS(L)90 2-1/22	1.6	22	180	350	354	260	794	1346	180	220	18	24	83.2	218.2
EVMS(L)90 2-0/30	1.6	30	200	400	354	280	794	1346	180	220	18	24	75.6	243.6
EVMS(L)90 3-2/37	1.6	37	200	400	382	295	904	1581	220	180	18	24	108.0	368.0
EVMS(L)90 3-1/37	1.6	37	200	400	382	295	904	1581	220	180	18	24	108.0	368.0
EVMS(L)90 3-0/37	1.6	37	200	400	382	295	904	1581	220	180	18	24	108.0	368.0
EVMS(L)90 4-2/45	2.5	45	225	450	449	335	997	1763	235	190	22	30	128.5	502.5

1.6 MPa=16 bar; 2.5 MPa=25 bar